

ภาคผนวกที่ 4

เอกสารการสอบเทียบความถูกต้องของเครื่องมือ

**ตารางสรุปรายการเอกสารการสอบเทียบความถูกต้องของเครื่องมือเก็บตัวอย่าง
และเครื่องมือวิเคราะห์คุณภาพสิ่งแวดล้อม**

รายการตรวจวิเคราะห์	เครื่องมือเก็บตัวอย่าง	เครื่องมือตรวจวิเคราะห์
	ชื่อเครื่องมือ	ชื่อเครื่องมือ
1. คุณภาพอากาศในบรรยากาศ Total Suspended Particulate (TSP)	High Volume Air Sampler Rec No. , Blow No. R02, R04	Digital Balance
Nitrogen Dioxide (NO ₂)	NO/ NO ₂ / NO _x Analyzer	NO/ NO ₂ / NO _x Analyzer
Sulfur Dioxide (SO ₂)	SO ₂ Analyzer	SO ₂ Analyzer
2. คุณภาพอากาศจากแหล่งกำเนิด Oxides of Nitrogen (NO _x)	Vacuum Gauge	Spectrophotometer
Sulfur Dioxide (SO ₂)	Personal Pump SKC No. R05, R40 Rotameter No. R02	-
Chlorine (Cl)	Personal Pump SKC No. R04, R35 Rotameter No. R01	IC
Hydrogen Chloride (HCl)	Personal Pump SKC No. R30, R32 Rotameter No. R01	IC
3. คุณภาพน้ำ pH	-	- pH Meter
Temperature	-	- Thermometer
Total Suspended Solids	-	- Digital Balance
Total Dissolved Solids	-	- Digital Balance
BOD5	-	- BOD Analyzer
COD	-	- COD Reactor
Grease & Oil	-	- Digital Balance
3. เสียง L _{eq} 24 hr, L ₉₀ และ L _{max}	Acoustic Calibrator Sound Level Meter ACO-R05, R06, R19, R39	-
4. คุณภาพอากาศในสถานประกอบการ Chlorine	Personal Pump SKC No. R12, R18 Rotameter No. H-R01	Spectrophotometer
Total Hydrocarbons	Personal Pump SKC No. R08, R17 Rotameter No. L-R02	THC Analyzer
Non Methane Hydrocarbons	Personal Pump SKC No. R08, R17 Rotameter No. L-R02	THC Analyzer
Propylene	Personal Pump SKC No. R08, R17 Rotameter No. L-R02	GC/MS

**ตารางสรุปรายการเอกสารการสอบเทียบความถูกต้องของเครื่องมือเก็บตัวอย่าง
และเครื่องมือวิเคราะห์คุณภาพสิ่งแวดล้อม (ต่อ)**

รายการตรวจวิเคราะห์	เครื่องมือเก็บตัวอย่าง	เครื่องมือตรวจวิเคราะห์
	ชื่อเครื่องมือ	ชื่อเครื่องมือ
4. คุณภาพอากาศในสถานประกอบการ (ต่อ)		
Propane	Personal Pump SKC No. R08, R17 Rotameter No. L-R02	GC/MS
Ethane	Personal Pump SKC No. R08, R17 Rotameter No. L-R02	GC/MS
5. ระดับความร้อนในสถานประกอบการ	Heat Stress WBGT Meter NO. R05, R07, R08	-
6. ระดับเสียงในสถานประกอบการ		
L_{eq} 12 hr, L_{eq} 8 hr, L_{max} และ Octave Band	Acoustic Calibrator Sound Level Meter No. ACO-R18, R19, R27, R30, R48	- -
Octave Band	Acoustic Calibrator Sound Level Meter No. ACO-R18, R19, R27, R30, R48	- -
Noise Dose	Acoustic Calibrator Sound Level Meter No. NMD- B01, B02, B03, B04, B05, B06, B07, B08, B09, B10, B11, B13, R02, R03, R05, R06, R13, R20, R22, R26, R27, R35	- -

คุณภาพอากาศในบรรยากาศ



บริษัท เอส.พี.เอส. คอนซัลติ้ง เซอร์วิส จำกัด

S.P.S. CONSULTING SERVICE CO., LTD.

7 ซอยพหลโยธิน 24 ถนนพหลโยธิน แขวงจอมพล เขตจตุจักร กรุงเทพฯ 10900

7 Soi Phaholyothin 24, Phaholyothin Rd., Jompol, Chatuchak, Bangkok 10900

Tel : (662) 939-4370-72, Fax : (662) 513-4221, E-mail : sale@spscon.com, www.spscon.com

High Volume Air Sampler Calibration Report

Calibration Method : Multipoint Orifice Flow Transfer Standard

Model : TE 5025A

S/N : 3095

Calibration Data

High Volume Air Sampler Data		Calibration Data		
Recorder No.	Blower No.	Date	Actual Flowrate (ft ³ /min)	R ²
B01	B01	04/05/2022	$y = 1.313x - 9.642$	0.999
B02	B02	02/05/2022	$y = 1.062x + 2.593$	1.000
B03	B03	04/05/2022	$y = 1.045x + 0.757$	0.998
B04	B04	04/05/2022	$y = 1.161x - 3.677$	0.996
B05	B05	02/05/2022	$y = 1.218x - 6.416$	1.000
B06	B06	04/05/2022	$y = 1.235x - 6.768$	0.998
B07	B07	06/05/2022	$y = 1.178x - 5.564$	0.999
B08	B08	02/05/2022	$y = 1.222x - 6.991$	1.000
B09	B09	04/05/2022	$y = 1.240x - 6.649$	0.996
B10	B10	04/05/2022	$y = 1.091x + 0.142$	0.995
B11	B11	04/05/2022	$y = 1.120x - 2.107$	1.000
B12	B12	02/05/2022	$y = 1.102x - 1.916$	0.996
B13	B13	03/05/2022	$y = 1.187x - 5.240$	0.999
B14	B14	06/05/2022	$y = 1.290x - 9.276$	0.998
B15	B15	03/05/2022	$y = 1.093x - 0.919$	0.999
B16	B16	04/05/2022	$y = 1.223x - 6.745$	0.999
B17	B17	03/05/2022	$y = 1.172x - 3.414$	0.998
B18	B18	04/05/2022	$y = 1.259x - 8.700$	1.000
B19	B19	03/05/2022	$y = 1.307x - 10.268$	0.999
B20	B20	02/05/2022	$y = 1.232x - 7.260$	0.999
B21	B21	04/05/2022	$y = 1.209x - 7.461$	0.996
B22	B22	02/05/2022	$y = 1.239x - 7.827$	0.999
B23	B23	03/05/2022	$y = 1.227x - 6.159$	0.999
B24	B24	03/05/2022	$y = 1.075x - 0.925$	0.997
B25	B25	04/05/2022	$y = 0.997x + 2.795$	0.998
B26	B26	04/05/2022	$y = 1.185x - 5.015$	0.998
B27	B27	06/05/2022	$y = 1.148x - 5.099$	0.996
B28	B28	04/05/2022	$y = 1.221x - 6.454$	1.000
B29	B29	02/05/2022	$y = 1.181x - 5.705$	0.995
B30	B30	04/05/2022	$y = 1.136x - 3.406$	0.999
B31	B31	04/05/2022	$y = 1.114x - 1.568$	0.999
B32	B32	04/05/2022	$y = 1.249x - 6.749$	1.000
B33	B33	06/05/2022	$y = 1.195x - 4.397$	0.996
B34	B34	04/05/2022	$y = 1.222x - 7.759$	0.999



บริษัท เอส.พี.เอส. คอนซัลติ้ง เซอร์วิส จำกัด

S.P.S. CONSULTING SERVICE CO., LTD.

7 ซอยพหลโยธิน 24 ถนนพหลโยธิน แขวงจตุจักร เขตจตุจักร กรุงเทพฯ 10900

7 Soi Phaholyothin 24, Phaholyothin Rd., Jompol, Chatuchak, Bangkok 10900

Tel : (662) 939-4370-72 Fax : (662) 513-4221 E-mail : sale@spscon.com, www.spscon.com

High Volume Air Sampler Calibration Report

Calibration Method : Multipoint Orifice Flow Transfer Standard

Model : TE 5025A

S/N : 3095

Calibration Data

High Volume Air Sampler Data		Calibration Data		
Recorder No.	Blower No.	Date	Actual Flowrate (ft ³ /min)	R ²
B35	B35	02/05/2022	$y = 1.345x - 12.323$	0.999
B36	B36	03/05/2022	$y = 1.154x - 4.565$	0.999
B37	B37	04/05/2022	$y = 1.139x - 2.122$	0.996
B38	B38	06/05/2022	$y = 1.126x - 2.401$	0.999
B39	B39	02/05/2022	$y = 1.188x - 5.455$	0.998
B40	B40	06/05/2022	$y = 1.156x - 3.823$	0.995
B41	B41	06/05/2022	$y = 1.187x - 6.052$	0.997
B42	B42	04/05/2022	$y = 1.063x + 0.537$	0.998
B43	B43	04/05/2022	$y = 1.258x - 9.645$	0.998
B44	B44	03/05/2022	$y = 1.252x - 9.964$	0.999
R01	R01	02/05/2022	$y = 1.220x - 6.992$	0.999
R02	R02	10/05/2022	$y = 1.121x - 3.616$	0.997
R03	R03	02/05/2022	$y = 1.161x - 5.046$	0.999
R04	R04	06/05/2022	$y = 1.115x - 1.773$	0.999
R05	R05	06/05/2022	$y = 1.217x - 7.663$	0.998
R06	R06	04/05/2022	$y = 1.245x - 8.155$	0.996
R07	R07	06/05/2022	$y = 1.042x + 1.155$	0.995
R08	R08	04/05/2022	$y = 1.220x - 6.674$	0.998
R09	R09	04/05/2022	$y = 1.192x - 5.710$	0.997
R10	R10	10/05/2022	$y = 1.209x - 6.199$	0.999
R11	R11	02/05/2022	$y = 1.101x - 2.414$	0.999
R12	R12	10/05/2022	$y = 1.209x - 6.618$	0.995
R13	R13	10/05/2022	$y = 1.158x - 3.923$	0.999
R14	R14	06/05/2022	$y = 1.128x - 2.065$	0.999
R15	R15	04/05/2022	$y = 1.014x + 2.496$	0.998
R16	R16	04/05/2022	$y = 1.159x - 5.442$	0.997
R17	R17	10/05/2022	$y = 1.203x - 5.717$	0.999
R18	R18	02/05/2022	$y = 1.325x - 12.252$	0.997
R19	R19	03/05/2022	$y = 1.246x - 7.147$	0.998
R20	R20	04/05/2022	$y = 1.230x - 7.354$	0.999





บริษัท เอส.พี.เอส. คอนซัลติ้ง เซอร์วิส จำกัด

S.P.S. CONSULTING SERVICE CO., LTD.

7 ซอยพหลโยธิน 24 ถนนพหลโยธิน แขวงจตุจักร เขตจตุจักร กรุงเทพฯ 10900

7 Soi Phaholyothin 24, Phaholyothin Rd., Jompol, Chatuchak, Bangkok 10900

Tel : (662) 939-4370-72, Fax : (662) 513-4221, E-mail : sale@spscon.com, www.spscon.com

CALIBRATION REPORT

CHEMILUMINESCENT NO / NO₂ / NO_x ANALYZER

DATE : 28 February 2022

BRAND : API

MODEL : 200A

NO. NOX-B01

SERIAL NO. 2368

Calibrator (Dilution System)

Brand : API

Model : 700

Last Cal. Date : 05 August 2021

Serial No. : 911

Reference Standard Gas

Standard Gas : Nitric Oxide (NO)

Cylinder No. : A00917SK

Certified Date : 01 June 2020

Expired Date : 01 June 2022

Cylinder Conc. : 49.9 ppm

CALIBRATING CONDITION

Pressure 1011 mmbar

Temp. 24.6 °C

% RH 49

CALIBRATION SETTING

Span Set Point	Initial Reading (Before Adj.), PPB			Final Reading (After Adj.), PPB	
	Expected Concentration	Analyzer Response	% Dif	Analyzer Response	Slope
Zero	0	0.11	-	0	-
NO Span	400	399.8	-0.050	400.0	1.005
NO _x Span	400	400.2	0.050	400.0	1.010

API Model 200A NO_x Analyzer Check List

Test Values	Observed Value	Units	Nominal Range
RANGE	500	PPB	500 standard
STABILITY (Zero Gas)	0.1	PPB	< 2 with zero air
SAMPLE FLOW	509	cc/min	500 ± 50
OZONE FLOW	78	cc/min	80 ± 15
PMT	103.1	mV	-20 - 150
AZERO	94.2	mV	-20 - 150
HVPS	674	V	420 - 900 constant
RCELL TEMP	50.5	°C	50 ± 1
BOX TEMP	29.4	°C	8 - 48
PMT TEMP	7.2	°C	7 ± 2
MOLY TEMP	315.3	°C	315 ± 5
RCELL PRESS	8.3	IN-Hg-A	2 - 10 constant
SAMPLE PRESS	28.4	IN-Hg-A	25 - 30 constant
NO Span Conc	400	PPB	20 - 20,000
NO _x Span Conc	400	PPB	20 - 20,000
NO Slope	1.005	-	1.0 ± 0.3
NO _x Slope	1.010	-	1.0 ± 0.3
NO Offset	1.2	mV	-20 to +150
NO _x Offset	0.8	mV	-20 to 150
Stability at Zero	0.1	PPB	< 0.2
Stability at Span	0.2	PPB	< 2 ppb @ 400 ppb span gas



บริษัท เอส.พี.เอส. คอนซัลติ้ง เซอร์วิส จำกัด

S.P.S. CONSULTING SERVICE CO., LTD.

7 ซอยพหลโยธิน 24 ถนนพหลโยธิน แขวงจตุจักร กรุงเทพฯ 10900

7 Soi Phaholyothin 24, Phaholyothin Rd., Jompol, Chatuchak, Bangkok 10900

Tel : (662) 939-4370-72, Fax : (662) 513-4221, E-mail : sale@spscon.com, www.spscon.com

CALIBRATION REPORT

CHEMILUMINESCENT NO / NO₂ / NO_x ANALYZER

DATE : 28 February 2022

BRAND : API

MODEL : 200E

NO. NOX-B16

SERIAL NO. 249

Calibrator (Dilution System)

Brand : API

Model : 700

Last Cal. Date : 05 August 2021

Serial No. : 911

Reference Standard Gas

Standard Gas : Nitric Oxide (NO)

Cylinder No. : A00917SK

Certified Date : 01 June 2020

Expired Date : 01 June 2022

Cylinder Conc. : 49.9 ppm

CALIBRATING CONDITION

Pressure 1011 mmbar

Temp. 24.6 °C

% RH 49

CALIBRATION SETTING

Span	Initial Reading (Before Adj.), PPB			Final Reading (After Adj.), PPB	
Set Point	Expected Concentration	Analyzer Response	% Dif	Analyzer Response	Slope
Zero	0	-0.10	-	0	-
NO Span	400	400.1	0.025	400.0	1.007
NO _x Span	400	400.2	0.050	400.0	1.011

API Model 200E NO_x Analyzer Check List

Test Values	Observed Value	Units	Nominal Range
RANGE	500	PPB	500 standard
STABILITY (Zero Gas)	0.1	PPB	< 2 with zero air
SAMPLE FLOW	512	cc/min	500 ± 50
OZONE FLOW	79	cc/min	80 ± 15
PMT	103.3	mV	-20 - 150
AZERO	94.1	mV	-20 - 150
HVPS	670	V	420 - 900 constant
RCELL TEMP	50.4	°C	50 ± 1
BOX TEMP	29.1	°C	8 - 48
PMT TEMP	7.3	°C	7 ± 2
MOLY TEMP	314.8	°C	315 ± 5
RCELL PRESS	8.4	IN-Hg-A	2 - 10 constant
SAMPLE PRESS	28.7	IN-Hg-A	25 - 30 constant
NO Span Conc	400	PPB	20 - 20,000
NO _x Span Conc	400	PPB	20 - 20,000
NO Slope	1.007	-	1.0 ± 0.3
NO _x Slope	1.011	-	1.0 ± 0.3
NO Offset	1.4	mV	-20 to +150
NO _x Offset	0.9	mV	-20 to 150
Stability at Zero	0.1	PPB	< 0.2
Stability at Span	0.2	PPB	< 2 ppb @ 400 ppb span gas



บริษัท เอส.พี.เอส. คอนซัลติ้ง เซอร์วิส จำกัด
S.P.S. CONSULTING SERVICE CO., LTD.
7 ซอยพหลโยธิน 24 ถนนพหลโยธิน แขวงจอมพล เขตจตุจักร กรุงเทพฯ 10900
7 Soi Phaholyothin 24, Phaholyothin Rd., Jompol, Chatuchak, Bangkok 10900
Tel : (662) 939-4370-72, Fax : (662) 513-4221, E-mail : sale@spscon.com, www.spscon.com

CALIBRATION REPORT

CHEMILUMINESCENT NO / NO₂ / NO_x ANALYZER

DATE : 28 February 2022

BRAND : API

MODEL : 200E

NO. NOX-R06

SERIAL NO. 4466

Calibrator (Dilution System)

Brand : API

Model : 700

Last Cal. Date : 05 August 2021

Serial No. : 911

Reference Standard Gas

Standard Gas : Nitric Oxide (NO)

Cylinder No. : A00917SK

Certified Date : 01 June 2020

Expired Date : 01 June 2022

Cylinder Conc. : 49.9 ppm

CALIBRATING CONDITION

Pressure 1011 mmbar

Temp. 24.6 °C

% RH 49

CALIBRATION SETTING

Span Set Point	Initial Reading (Before Adj.), PPB			Final Reading (After Adj.), PPB	
	Expected Concentration	Analyzer Response	% Dif	Analyzer Response	Slope
Zero	0	-0.10	-	0	-
NO Span	400	399.6	-0.100	400.0	1.003
NO _x Span	400	399.9	-0.025	400.0	1.006

API Model 200E NO_x Analyzer Check List

Test Values	Observed Value	Units	Nominal Range
RANGE	500	PPB	500 standard
STABILITY (Zero Gas)	0.1	PPB	< 2 with zero air
SAMPLE FLOW	505	cc/min	500 ± 50
OZONE FLOW	78	cc/min	80 ± 15
PMT	103.0	mV	-20 - 150
AZERO	93.8	mV	-20 - 150
HVPS	672	V	420 - 900 constant
RCELL TEMP	50.2	°C	50 ± 1
BOX TEMP	29.3	°C	8 - 48
PMT TEMP	7.1	°C	7 ± 2
MOLY TEMP	314.9	°C	315 ± 5
RCELL PRESS	8.2	IN-Hg-A	2 - 10 constant
SAMPLE PRESS	28.5	IN-Hg-A	25 - 30 constant
NO Span Conc	400	PPB	20 - 20,000
NO _x Span Conc	400	PPB	20 - 20,000
NO Slope	1.003	-	1.0 ± 0.3
NO _x Slope	1.006	-	1.0 ± 0.3
NO Offset	1.0	mV	-20 to +150
NO _x Offset	0.6	mV	-20 to 150
Stability at Zero	0.1	PPB	< 0.2
Stability at Span	0.2	PPB	< 2 ppb @ 400 ppb span gas



บริษัท เอส.พี.เอส. คอนซัลติ้ง เซอร์วิส จำกัด
S.P.S. CONSULTING SERVICE CO., LTD.
7 ซอยพหลโยธิน 24 ถนนพหลโยธิน แขวงจตุจักร เขตจตุจักร กรุงเทพฯ 10900
7 Soi Phaholyothin 24, Phaholyothin Rd., Jompol, Chatuchak, Bangkok 10900
Tel : (662) 939-4370-72, Fax : (662) 513-4221, E-mail : sale@spscon.com, www.spscon.com

CALIBRATION REPORT

SO₂ FLUORESCENT ANALYZER

DATE : 28 February 2022

BRAND : API

MODEL : 100E

NO. SO₂-R04

SERIAL NO. 3489

Calibrator (Dilution System)

Brand : API

Model : 700

Last Cal. Date : 20 September 2021

Serial No. : 421

Reference Standard Gas

Standard Gas : Sulphur Dioxide (SO₂)

Cylinder No. : A00814SK

Certified Date : 21 June 2021

Expired Date : 21 June 2029

Cylinder Conc. : 50.0 ppm

CALIBRATING CONDITION

Pressure 1011 mmbar

Temp. 24.6 °C

% RH 49

CALIBRATION SETTING

Span Set Point	Initial Reading (Before Adj.),PPB			Final Reading (After Adj.),PPB	
	Expected Concentration	Analyzer Response	%Dif	Analyzer Response	Slope
Zero	0	0.11	-	0	-
SO ₂ Span	400.0	400.3	0.075	400.0	1.012

API Model 100E SO₂ Analyzer Check list

Test Values	Observed Value	Units	Nominal Range
RANGE	500	PPB	0-500
SAMPLE PRESS	28.6	in-Hg	25-35
SAMPLE FLOW	657	cc/min	650 ± 10%
PMT	103.1	mV	-20-150 with Zero Air
UV LAMP	3011.5	mV	1000-4900
STR. LGT	61.6	PPB	<100
DRK PMT	63.3	mV	-50 - 200
DRK LMP	58.1	mV	-50 - 200
HVPS	670	V	550-900 constant
DCPS	2527	mV	2500 ± 200
RCELL TEMP	50.4	°C	50 ± 1
BOX TEMP	29.5	°C	5-40
PMT TEMP	7.3	°C	7 ± 2.0
SO ₂ Span Conc	400	PPB	20-20,000
SO ₂ Slope	1.012	-	1.0 ± 0.3
SO ₂ Offset	22.1	mV	<250
Stability at Zero	0.2	PPB	<0.2
Stability at Span	0.2	PPB	0.5% of reading (above 50 ppb)



บริษัท เอส.พี.เอส. คอนซัลติ้ง เซอร์วิส จำกัด

S.P.S. CONSULTING SERVICE CO., LTD.

7 ซอยพหลโยธิน 24 ถนนพหลโยธิน แขวงจอมพล เขตจตุจักร กรุงเทพฯ 10900

7 Soi Phaholyothin 24, Phaholyothin Rd., Jompol, Chatuchak, Bangkok 10900

Tel : (662) 939-4370-72, Fax : (662) 513-4221, E-mail : sale@spscon.com, www.spscon.com

CALIBRATION REPORT

SO₂ FLUORESCENT ANALYZER

DATE : 28 February 2022

BRAND : API

MODEL : 100E

NO. SO₂-R05

SERIAL NO. 3490

Calibrator (Dilution System)

Brand	: API	Model	: 700
Last Cal. Date	: 20 September 2021	Serial No.	: 421

Reference Standard Gas

Standard Gas	: Sulphur Dioxide (SO ₂)	Cylinder No.	: A00814SK
Certified Date	: 21 June 2021	Expired Date	: 21 June 2029
		Cylinder Conc.	: 50.0 ppm

CALIBRATING CONDITION

Pressure 1011 mmbar Temp. 24.6 °C % RH 49

CALIBRATION SETTING

Span Set Point	Initial Reading (Before Adj.),PPB			Final Reading (After Adj.),PPB	
	Expected Concentration	Analyzer Response	%Dif	Analyzer Response	Slope
Zero	0	-0.10	-	0	-
SO ₂ Span	400.0	399.7	-0.075	400.0	1.004

API Model 100E SO₂ Analyzer Check list

Test Values	Observed Value	Units	Nominal Range
RANGE	500	PPB	0-500
SAMPLE PRESS	28.4	in-Hg	25-35
SAMPLE FLOW	655	cc/min	650 ± 10%
PMT	103.2	mV	-20-150 with Zero Air
UV LAMP	3018.8	mV	1000-4900
STR. LGT	61.8	PPB	<100
DRK PMT	63.4	mV	-50 - 200
DRK LMP	58.3	mV	-50 - 200
HVPS	675	V	550-900 constant
DCPS	2520	mV	2500 ± 200
RCELL TEMP	50.2	°C	50 ± 1
BOX TEMP	29.1	°C	5-40
PMT TEMP	7.0	°C	7 ± 2.0
SO ₂ Span Conc	400	PPB	20-20,000
SO ₂ Slope	1.004	-	1.0 ± 0.3
SO ₂ Offset	21.9	mV	<250
Stability at Zero	0.1	PPB	<0.2
Stability at Span	0.1	PPB	0.5% of reading (above 50 ppb)



บริษัท เอส.พี.เอส. คอนซัลติ้ง เซอร์วิส จำกัด
S.P.S. CONSULTING SERVICE CO., LTD.
7 ซอยพหลโยธิน 24 ถนนพหลโยธิน แขวงจตุจักร เขตจตุจักร กรุงเทพฯ 10900
7 Soi Phaholyothin 24, Phaholyothin Rd., Jampol, Chatuchak, Bangkok 10900
Tel : (662) 939-4370-72 Fax : (662) 513-4221, E-mail : sale@spscon.com, www.spscon.com

CALIBRATION REPORT

SO₂ FLUORESCENT ANALYZER

DATE : 28 February 2022

BRAND : API

MODEL : 100E

NO. SO₂-R06

SERIAL NO. 066

Calibrator (Dilution System)

Brand : API

Model : 700

Last Cal. Date : 20 September 2021

Serial No. : 421

Reference Standard Gas

Standard Gas : Sulphur Dioxide (SO₂)

Cylinder No. : A00814SK

Certified Date : 21 June 2021

Expired Date : 21 June 2029

Cylinder Conc. : 50.0 ppm

CALIBRATING CONDITION

Pressure 1011 mmbar

Temp. 24.6 °C

% RH 49

CALIBRATION SETTING

Span Set Point	Initial Reading (Before Adj.), PPB			Final Reading (After Adj.), PPB	
	Expected Concentration	Analyzer Response	%Dif	Analyzer Response	Slope
Zero	0	0.10	-	0	-
SO ₂ Span	400.0	400.2	0.050	400.0	1.010

API Model 100E SO₂ Analyzer Check list

Test Values	Observed Value	Units	Nominal Range
RANGE	500	PPB	0-500
SAMPLE PRESS	28.7	in-Hg	25-35
SAMPLE FLOW	659	cc/min	650 ± 10%
PMT	103.4	mV	-20-150 with Zero Air
UV LAMP	3061.8	mV	1000-4900
STR. LGT	61.5	PPB	<100
DRK PMT	63.1	mV	-50 - 200
DRK LMP	57.8	mV	-50 - 200
HVPS	672	V	550-900 constant
DCPS	2523	mV	2500 ± 200
RCELL TEMP	50.3	°C	50 ± 1
BOX TEMP	29.2	°C	5-40
PMT TEMP	7.1	°C	7 ± 2.0
SO ₂ Span Conc	400	PPB	20-20,000
SO ₂ Slope	1.010	-	1.0 ± 0.3
SO ₂ Offset	21.6	mV	<250
Stability at Zero	0.1	PPB	<0.2
Stability at Span	0.1	PPB	0.5% of reading (above 50 ppb)

**QUALITY CALIBRATION CO.,LTD.**

235 Petchkasem 63/2 Road, Laksong, Bangkae, Bangkok 10160

Tel (662) 421-5402, (662) 444-0152-3, Fax (662) 809-4584

www.qcalibration.com

CERTIFICATE No : 22M2567

REFERENCE No : 64386-1

PAGE : 1 OF 2

Certificate of Calibration

EQUIPMENT : DIGITAL BALANCE

MANUFACTURER : METTLER TOLEDO

MODEL : XS 105DU

SERIAL No : 1126422905


ID No : BA 05/50

CONDITION AS RECEIVED : USED ITEM

SUBMITTED BY : S.P.S. CONSULTING SERVICE CO., LTD.
7 SOI PHAHOLYOTHIN 24, PHAHOLYOTHIN RD.,
JOMPOL, CHATUCHAK, BANGKOK 10900

CALIBRATED BY : TETNITHI W.

CALIBRATION DATE : 11-Mar-22

APPROVED BY : 

ISSUED DATE : 17-Mar-22

RECEIVED DATE : 11-Mar-22

THIS CERTIFICATE MAY NOT BE REPRODUCED OTHER THAN IN FULL EXCEPT WITH THE PRIOR WRITTEN APPROVAL OF
QUALITY CALIBRATION CO., LTD.



CERTIFICATE No : 22M2567

PAGE : 2 OF 2

Calibration Report

EQUIPMENT	:	DIGITAL BALANCE	MODEL	:	XS 105DU
MANUFACTURER	:	METTLER TOLEDO	S/N	:	1126422905
ID No	:	BA 05/50	RECEIVED DATE	:	11-Mar-22
AIR PRESSURE	:	1008mbar \pm 1mbar	CALIBRATION DATE	:	11-Mar-22
AMBIENT TEMPERATURE	:	22° C \pm 1° C	RELATIVE HUMIDITY	:	49 %RH \pm 10 % RH

CONDITION OF THIS RESULTS OF CALIBRATION

1. THIS INSTRUMENT WAS CALIBRATED BY ACCORDING TO UKAS LAB 14 EDITION 6:2019 BY USING KNOWN WEIGHT STANDARD WEIGHT. THE BALANCE WAS NOT ADJUSTED BEFORE CALIBRATION. THE BALANCE HAS NO ZERO TRACKING FUNCTION. REPEATABILITY WAS MEASURED BY USING 10 REPEATED MEASUREMENTS. LINEARITY WAS MEASURED COVERING 10 POINTS, EVENLY SPREAD OVER THE RANGE. THE INSTRUMENT WAS SET ZERO BEFORE PERFORMING THE LINEARITY TEST. OFF-CENTER LOADING WAS MEASURED BY USING STANDARD WEIGHTS PLACED ON THE PAN AND MOVED TO VARIOUS POSITIONS ON THE PAN.

2. REFERENCE STANDARD INSTRUMENTS :-

INSTRUMENT	MODEL	SERIAL No	CERTIFICATE No	DUE DATE
1) STANDARD WEIGHT SET	E2	QK-I-151	C02210415	09-Feb-23

3. THIS RESULT WAS FOUND ACCURATE AS SHOWN ON DATE AND PLACE OF CALIBRATION ONLY.

4. THIS RESULT EXCLUDE LONG TERM STABILITY OF THE UNIT UNDER CALIBRATION.

5. THIS CERTIFICATE IS TRACEABLE TO THE INTERNATIONAL SYSTEM OF UNIT MAINTAINED AT:-

- NATIONAL INSTITUTE OF METROLOGY (THAILAND) THROUGH CENTRAL BUREAU OF WEIGHTS&MEASURES

RESULT OF CALIBRATION :- WITHOUT ADJUSTMENT

1. ZERO SETTING FUNCTION : NORMAL

2. TARE FUNCTION : NORMAL

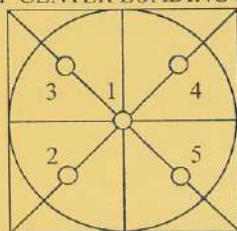
3. REPEATABILITY OF READING AT 20 g WAS 0.000004 g

4. REPEATABILITY OF READING AT 100 g WAS 0.000048 g

5. DEPARTURE FROM NOMINAL VALUE/ LINEARITY

NOMINAL VALUE (g)	BALANCE READING (g)	CORRECTION (g)	UNCERTAINTY (\pm g)
0.00	0.00000	0.00000	0.000058
0.02	0.01999	0.00001	0.000058
0.10	0.09999	0.00001	0.000059
0.20	0.19999	0.00001	0.000059
0.50	0.50001	-0.00001	0.000058
1.00	1.00001	-0.00001	0.000059
2.00	2.00000	0.00000	0.000059
5.00	5.00001	-0.00001	0.000061
10.00	10.00005	-0.00005	0.000063
20.00	20.00006	-0.00006	0.000069
50.00	50.0000	0.0000	0.00011
100.00	100.0001	-0.0001	0.00019
120.00	120.0001	-0.0001	0.00022

6. OFF CENTER LOADING ERROR



POINT	READING (g)	
1	10.00001	50.0000
2	10.00002	50.0000
3	10.00001	50.0000
4	10.00001	50.0000
5	10.00002	50.0001
OFF-CENTER LOADING	0.00001	0.0001

NOTE: THIS CALIBRATION WAS CARRIED OUT AT THE CUSTOMER'S PLACE AT PRODUCTION AREA

THE REPORTED UNCERTAINTY OF MEASUREMENT WAS BASED ON A STANDARD UNCERTAINTY MULTIPLIED BY A COVERAGE FACTOR $k=2$, PROVIDING A LEVEL OF CONFIDENCE APPROXIMATELY 95%.

END OF CALIBRATION REPORT

คุณภาพอากาศจากแหล่งกำเนิด

Certificate of Calibration

Certificate No. : 64-220066-1

Page : 1 of 2

Submitted by : S. P. S Consulting Service Co.,Ltd.

7 Soi Phaholyothin 24, Phaholyothin Rd., Jompol, Chatuchak, Bangkok 10900

Equipment : Vacuum Gauge

Manufacturer : HI-LIGHT **Model :** N/A

ID No. : 1/60

Range : 0 in Hg to -30 in Hg **Resolution :** 1 in Hg

Environment : Ambient Temperature : $(20 \pm 2) ^\circ \text{C}$

Relative Humidity : $(50 \pm 10) \%$

Date of Received : 02 July 2021

Date of Calibration : 05 July 2021

Date of Issue : 05 July 2021


Calibrated by : Satja Sangkhum

Calibration Method : In-house method CAL-M2201 based on BS EN 837-1:2016 with Pressure Calibrator

Reference Standard Instruments : This certification is traceable to the International System of Units

Pressure Calibrator & Pressure Sensors Modules

<u>ID No.</u>	<u>Cert. No.</u>	<u>Due Date</u>	<u>Traceability</u>
220007	MP-0036-20	11 Mar 2022	National Institute of Metrology (Thailand), (NIMT)
220001	MP-0036-20	11 Mar 2022	National Institute of Metrology (Thailand), (NIMT)



The Uncertainties are for a confidence probability of approximately 95%

This certificate may not be reproduced other than in full except with the prior written approval of the Calibratech Co.,Ltd.



Certificate of Calibration

Certificate No. : 64-220066-1

Page : 2 of 2

Result of Calibration : Without Adjustment

Function : Vacuum measurement

Condition of calibration :

- 1 Scale and conversion factor is 1 kPa = 0.295 in Hg
- 2 Angle of mounting from horizontal at 90 °
- 3 UUC reading after lightly tapped
- 4 Reference plane of UUC at center of Gauge
- 5 UUC calibrated by using clean air as pressure media
6. UUC Condition As-Received : Good

Standard Reading (in Hg)	UUC Reading (in Hg)	Correction (in Hg)
0.00	0	0.0
-4.69	-5	0.3
-9.57	-10	0.4
-14.67	-15	0.3
-19.71	-20	0.3
-29.93	-30	0.1
-29.92	-30	0.1
-19.69	-20	0.3
-14.69	-15	0.3
-9.58	-10	0.4
-4.69	-5	0.3
0.00	0	0.0

Remark

UUC : Unit Under Calibration

The uncertainty is combined hysteresis

The uncertainty of measurement was with in ± 0.39 in Hg

This result of calibration was found accurate as shown on date and place of calibration only.

This reported uncertainty of measurment was based on a standard uncertainty multiplied by a coverage factor $k = 2$,
providing a level of confidence of approximately 95%

- o0o -





บริษัท เอส.พี.เอส. คอนซัลติ้ง เซอร์วิส จำกัด
S.P.S. CONSULTING SERVICE CO., LTD.
7 ซอยพหลโยธิน 24 ถนนพหลโยธิน แขวงจอมพล เขตจตุจักร กรุงเทพฯ 10900
7 Soi Phaholyothin 24, Phaholyothin Rd., Jompol, Chatuchak, Bangkok 10900
Tel : (662) 939-4370-72. Fax : (662) 513-4221. E-mail : sale@spscon.com., www.spscon.com

Personal Pump Calibration Report

Calibration Method : Dry Cal Primary Flowmeter

Model : Defender 510-H

S/N : 136164

Environmental Conditions

Temperature : 25 \pm 3 $^{\circ}$ C
Pressure : 1010 \pm 15 mmbar

Personal Pump Data				Calibration Data								
No.	Brand	Model	Serial No.	Date	Flow Rate (ml/min)						Value From Calibration Curve	
					Setting			Actual (Q std.)				
					1	2	3	1	2	3	y	R²
R01	SKC	224-PCXR4	602467	04/04/2022	1,000	1,500	2,000	993	1,508	2,004	1.020x - 38.784	0.999
R02	SKC	224-PCXR4	626450	04/04/2022	1,000	2,000	3,000	999	1,499	1,990	0.989x + 12.627	1.000
R03	SKC	224-PCXR4	691592	04/04/2022	1,000	1,500	2,000	1,003	1,500	2,004	1.012x - 22.479	0.999
R04	SKC	224-PCXR4	691672	01/04/2022	1,000	1,500	2,000	996	1,493	1,993	0.998x - 2.561	1.000
R05	SKC	224-PCXR4	798470	01/04/2022	1,000	1,500	2,000	994	1,506	1,999	1.015x - 30.635	0.999
R06	SKC	224-PCXR4	798456	04/04/2022	1,000	1,500	2,000	994	1,498	1,994	1.002x - 7.438	1.000
R07	SKC	224-PCXR4	798480	04/04/2022	1,000	1,500	2,000	994	1,490	2,000	1.008x - 16.831	1.000
R08	SKC	224-PCXR4	883215	01/04/2022	1,000	1,500	2,000	1,001	1,502	2,005	1.015x - 26.627	0.999
R09	SKC	224-PCXR4	034650	01/04/2022	1,000	1,500	2,000	991	1,504	2,002	1.018x - 36.538	0.999
R10	SKC	224-PCXR4	091765	01/04/2022	1,000	1,500	2,000	996	1,512	1,993	1.000x + 0.219	1.000
R11	SKC	224-PCXR4	091763	12/04/2022	1,000	1,500	2,000	1,001	1,499	2,002	1.012x - 23.923	0.999
R12	SKC	224-PCXR4	091568	12/04/2022	1,000	1,500	2,000	997	1,501	1,999	1.001x - 4.986	1.000
R13	SKC	224-PCXR4	091638	04/04/2022	1,000	1,500	2,000	1,002	1,498	1,993	0.991x + 10.793	1.000
R14	SKC	224-PCXR4	091764	04/04/2022	1,000	1,500	2,000	994	1,502	1,998	1.013x - 29.256	0.999
R15	SKC	224-PCXR8	529457	01/04/2022	1,000	1,500	2,000	1,002	1,500	2,004	1.013x - 24.345	0.999
R16	SKC	224-PCXR8	529643	04/04/2022	1,000	1,500	2,000	998	1,497	1,994	0.997x + 0.060	1.000
R17	SKC	224-PCXR8	529645	04/04/2022	1,000	1,500	2,000	994	1,509	2,000	1.015x - 30.571	0.999
R18	SKC	224-PCXR8	566756	04/04/2022	1,000	1,500	2,000	991	1,496	1,998	1.002x - 7.678	1.000
R19	SKC	224-PCXR8	566802	01/04/2022	1,000	1,500	2,000	1,003	1,499	2,000	1.010x - 20.189	0.999
R20	SKC	224-PCXR8	529089	04/04/2022	1,000	1,500	2,000	990	1,501	2,003	1.020x - 40.036	0.999
R21	SKC	224-PCXR8	665728	01/04/2022	1,000	1,500	2,000	999	1,493	1,999	1.000x - 5.364	1.000
R22	SKC	224-PCXR8	707444	04/04/2022	1,000	1,500	2,000	1,002	1,500	2,001	1.011x - 21.215	0.999
R23	SKC	224-PCXR8	761067	11/04/2022	1,000	1,500	2,000	998	1,494	1,992	0.994x + 3.095	1.000
R24	SKC	224-PCXR8	707893	01/04/2022	1,000	1,500	2,000	996	1,505	2,001	1.014x - 29.040	0.999
R25	SKC	224-PCXR8	761052	01/04/2022	1,000	1,500	2,000	998	1,500	1,992	0.992x + 7.630	1.000
R26	SKC	224-PCXR8	707956	12/04/2022	1,000	1,500	2,000	1,002	1,500	2,004	1.013x - 24.417	0.999
R27	SKC	224-PCXR8	707398	04/04/2022	1,000	1,500	2,000	996	1,503	2,001	1.013x - 28.725	0.999
R28	SKC	224-PCXR8	707481	11/04/2022	1,000	1,500	2,000	1,004	1,500	2,003	1.010x - 19.368	0.999
R29	SKC	224-PCXR8	707402	01/04/2022	1,000	1,500	2,000	1,005	1,491	1,991	0.988x + 14.326	1.000
R30	SKC	224-PCXR8	093811	01/04/2022	1,000	1,500	2,000	998	1,495	1,994	0.998x - 1.268	1.000
R31	SKC	224-PCXR8	093183	01/04/2022	1,000	1,500	2,000	1,001	1,501	2,001	1.012x - 23.001	0.999
R32	SKC	224-PCXR8	671950	04/04/2022	1,000	1,500	2,000	1,000	1,498	1,994	0.994x + 7.762	1.000
R33	SKC	224-PCXR4	626254	12/04/2022	1,000	1,500	2,000	992	1,502	1,999	1.016x - 34.141	0.999
R34	SKC	224-PCXR4	626131	01/04/2022	1,000	1,500	2,000	1,002	1,498	2,004	1.012x - 24.294	0.999
R35	SKC	224-PCXR8	707460	04/04/2022	1,000	1,500	2,000	998	1,498	1,995	0.994x + 5.672	1.000
R36	SKC	224-PCXR8	707446	01/04/2022	1,000	1,500	2,000	1,003	1,500	2,001	1.010x - 19.192	0.999
R37	SKC	224-PCXR8	707432	01/04/2022	1,000	1,500	2,000	999	1,499	1,998	0.999x + 0.554	1.000
R38	SKC	224-PCXR8	707349	01/04/2022	1,000	1,500	2,000	996	1,500	2,002	1.015x - 31.640	0.999
R39	SKC	224-PCXR8	761095	12/04/2022	1,000	1,500	2,000	1,001	1,496	1,994	0.997x + 2.652	1.000



บริษัท เอส.พี.เอส. คอนซัลติ้ง เซอร์วิส จำกัด

S.P.S. CONSULTING SERVICE CO., LTD.

7 ซอยพหลโยธิน 24 ถนนพหลโยธิน แขวงจอมพล เขตจตุจักร กรุงเทพฯ 10900

7 Soi Phaholyothin 24, Phaholyothin Rd., Jompol, Chatuchak, Bangkok 10900

Tel : (662) 939-4370-72, Fax : (662) 513-4221, E-mail : sale@spsscon.com., www.spsscon.com

Personal Pump Calibration Report

Calibration Method : Dry Cal Primary Flowmeter

Model : Defender 510-H

S/N : 136164

Environmental Conditions

Temperature : 25 \pm 3 °C
Pressure : 1010 \pm 15 mmbar

Personal Pump Data				Calibration Data								
No.	Brand	Model	Serial No.	Date	Flow Rate (ml/min)						Value From Calibration Curve	
					Setting			Actual (Q std.)				
					1	2	3	1	2	3	y	R²
R40	SKC	224-PCXR4	612753	01/04/2022	1,000	1,500	2,000	1,002	1,501	2,003	1.012x - 23.005	0.999
R41	SKC	224-PCXR4	626140	01/04/2022	1,000	1,500	2,000	991	1,509	2,002	1.018x - 35.114	0.999
R42	SKC	224-PCXR4	626463	01/04/2022	1,000	1,500	2,000	995	1,493	2,000	1.003x - 7.470	1.000
R43	SKC	224-PCXR4	626129	04/04/2022	1,000	1,500	2,000	1,002	1,501	2,003	1.012x - 22.495	0.999
R44	SKC	224-PCXR4	602753	01/04/2022	1,000	1,500	2,000	1,002	1,495	1,994	0.996x + 1.133	1.000
R45	SKC	224-PCXR4	626137	01/04/2022	1,000	1,500	2,000	992	1,505	2,002	1.019x - 37.368	0.999



บริษัท เอส.พี.เอส. คอนซัลติ้ง เซอร์วิส จำกัด
S.P.S. CONSULTING SERVICE CO., LTD.
 7 ซอยพหลโยธิน 24 ถนนพหลโยธิน แขวงจอมพล เขตจตุจักร กรุงเทพฯ 10900
 7 Soi Phaholyothin 24, Phaholyothin Rd., Jompol, Chatuchak, Bangkok 10900
 Tel : (662) 939-4370-72. Fax : (662) 513-4221. E-mail : sale@spscon.com., www.spscon.com

Rotameter Calibration Report (For Personal Pump High Flow Adjust)

Calibration Method : Dry Cal Primary Flowmeter

Model : Defender 510-H

S/N : 136164

Calibration Data

Rotameter Data			Calibration Data								
No.	Brand	Model	Date	Flow Rate (ml/min)						Value From Calibration Curve	
				Flow Rate (Reading)			Actual (Q std.)				
				1	2	3	1	2	3	y	R ²
H-R01	Dwyer	VFB-65	04/04/2022	500	1,000	2,000	503.1	992.4	1979.1	0.999x + 3.360	0.999
H-R02	Dwyer	VFB-65	01/04/2022	500	1,000	2,000	500.8	995.3	1986.1	1.002x + 5.536	1.000
H-R03	Dwyer	VFB-65	04/04/2022	500	1,000	2,000	502.1	987.7	1997.3	0.994x + 1.910	1.000
H-R04	Dwyer	VFB-65	04/04/2022	500	1,000	2,000	496.4	989.6	2019.5	1.009x - 13.763	1.000
H-R05	Dwyer	VFB-65	01/04/2022	500	1,000	2,000	496.8	987.7	1987.7	1.004x - 9.632	1.000
H-R06	Dwyer	VFB-65	01/04/2022	500	1,000	2,000	505.2	992.4	1979.4	0.999x + 2.749	0.999





บริษัท เอส.พี.เอส. คอนซัลติ้ง เซอร์วิส จำกัด

S.P.S. CONSULTING SERVICE CO., LTD.

7 ซอยพหลโยธิน 24 ถนนพหลโยธิน แขวงจอมพล เขตจตุจักร กรุงเทพฯ 10900

7 Soi Phaholyothin 24, Phaholyothin Rd., Jompol, Chatuchak, Bangkok 10900

Tel : (662) 939-4370-72, Fax : (662) 513-4221, E-mail : sale@spscon.com, www.spscon.com

Rotameter Calibration Report (For Personal Pump Low Flow Adjust)

Calibration Method : Dry Cal Primary Flowmeter

Model : Defender 510-H

S/N : 136164


Calibration Data

Rotameter Data			Calibration Data								
No.	Brand	Model	Date	Flow Rate (ml/min)						Value From Calibration Curve	
				Flow Rate (Reading)			Actual (Q std.)				
				1	2	3	1	2	3	y	R ²
L-R01	Dwyer	VFA-21	04/04/2022	50	100	200	50.2	100.6	203.5	0.983x + 2.458	1.000
L-R02	Dwyer	VFA-21	01/04/2022	50	100	200	49.7	100.9	200.5	1.008x - 1.306	0.999
L-R03	Dwyer	VFA-21	04/04/2022	50	100	200	50.1	99.8	202.3	1.018x - 1.156	1.000
L-R04	Dwyer	VFA-21	04/04/2022	50	100	200	49.8	100.9	200.6	1.009x - 1.349	0.999
L-R05	Dwyer	VFA-21	01/04/2022	50	100	200	49.8	100.4	203.4	0.992x + 1.525	1.000
L-R06	Dwyer	VFA-21	01/04/2022	50	100	200	50.2	99.1	201.9	1.003x - 0.172	1.000

Calibrated by :

Lambda UV Preventive Maintenance (PM)

Company Name:	S.P.S. CONSULTING SERVICE CO., LTD.		
Address:	7, Soi Phaholyothin24, Ladyao, Jatujak, Bangkok		
User Name:	K. Benjawan	WO Number:	WO-01550999
Telephone Number:	086-141-2523	PM Number:	6 of 6 P
Customer Support Engineer:	K. Anon	Certificate Number:	UV2004-2022
Date PM Performed: (DD-MMM-YYYY)	25-Jan-2022	Next PM Due Date: (DD-MMM-YYYY)	25-Jul-2022

Part Number	Release	Publication Date	
09370504	B	March 2013	

Scope

The purpose of this PM is to ensure the continued functionality of the PerkinElmer Lambda UV/Vis Spectrophotometer by inspecting and replacing any worn or damaged parts. This service should only be performed by a trained representative of PerkinElmer. The customer should save their method before the PM begins.

General Instructions:

The customer must provide the engineer operational data to demonstrate recent instrument performance prior to starting the PM. Always check with the customer before making any changes that may affect the customer's analysis should be signed by an authorized PerkinElmer and customer representative and left with the customer. Update the PM sticker and instrument logbook as required.

Copyright Information

This document contains proprietary information that is protected by copyright. All rights are reserved. No part of this publication may be reproduced in any form whatsoever or translated into any language without the prior, written permission of PerkinElmer, Inc. Copyright © 2009 PerkinElmer, Inc.

Trademarks

Registered names, trademarks, etc. used in this document, even when not specifically marked as such, are protected by law. PerkinElmer is a registered trademark of PerkinElmer, Inc. All other trademarks and registered trademarks not owned by PerkinElmer, Inc. or its subsidiaries that are depicted herein are the property of their respective owners. Except as specifically set forth in its terms and conditions of sale, PerkinElmer makes no Warranty of any kind with regard to this document, including, but not limited to, the implied warranties of merchantability and fitness for a particular purpose. PerkinElmer shall not be liable for incidental or consequential damages in connection with the furnishing or use of this document.

Component List

Component Specific Model	Serial #	Software Version		Configuration Notes
Lambda 25	501S14123010	6.2.0.0741	STD	1.27
NA	NA	NA	NA	NA

Parts Lists

Parts Included with the PM				
Part Number (if applicable)	Description	Quantity	Serial Number	Expiration Date (MM/YY)
B250 0099	Stray Light standard			
	Nal cell	1	1943	Jan-22
	NaNO2 cell	1	2963	
	KCl cell	1	31030	
	H2O	1	71497	
B050 7805	Secondary Standards for calibration of wavelength and photometric accuracy or use NBS/NIST 390 standards			
	Gray Glass G1	1	2926	Jan-22
	Gray Glass G2	1	3501	
	Gray Glass G3	1	2552	
	Holmium Glass	1	1085	

Additional Tools Required for PM					
Part Number (if applicable)	Description	Quantity	Serial #		Remark
-	-	-	-	-	-
-	-	-	-	-	-
-	-	-	-	-	-
Additional Reagents and Standards Required for PM					
Part Number (if applicable)	Description	Quantity	Batch/Lot #		Expiration Date (MM/YY)
-	-	-	-	-	-
-	-	-	-	-	-
-	-	-	-	-	-

Procedure Checklist

Use (✓) to check off those steps in the checklist that have been completed.

1. General:

- ☒ Review the instrument performance with the customer and document any recent problems.
- ☒ Inspect the customer log book and make any appropriate PM entries.
- ☒ Perform general inspection of system for cleanliness.

2. Optical checks:

- ☒ Lamp Alignment/Energy
- ☒ Sample Compartment Windows/Monochromator
- ☒ Mirror and Grating Alignment
- ☒ Cell Holder Alignment

3. Mechanical:

- ☒ Physical inspection – Please write any comments in the additional comments section.
- ☒ Grating Drive Mechanism.
- ☒ Lamp Change Mechanism.
- ☐ Slit Drive Manual Servo.

4. Test:

Refer to Appendix A for the specifications of the instrument being tested.

- ☒ D2 Wavelength accuracy

	Actual Value	Specification
Accuracy at 656.1 nm	656.16	± 0.1

☒ Holmium Oxide wavelength accuracy

Filter ID #		1085		
Test	Calibration Value	Actual Value	Deviation	Specification
279.3 nm	279.3	279.39	-0.09	± 0.5
360.8 nm	360.9	360.93	-0.03	± 0.5
459.9 nm	460.0	460.07	-0.07	± 0.5
536.4 nm	536.2	536.40	-0.20	± 0.5

☒ Scattered Light.

Test	Filter ID #	Result	Specification
NaI @ 220 nm	1943	0.0133	< 0.02 %T
NaNO ₂ @ 340 nm	2963	-0.1296	< 0.02 %T
NaNO ₂ @ 370 nm	2963	-0.0002	< 0.02 %T
KCl @ 200 nm	31030	2.4808	≥ 2 A

☒ Baseline Flatness.

Corrected Baseline	Specification
0.000163	± 0.001 A

☒ Noise Test @ 500 nm.

Actual Value	Specification
0.0000240	± 0.00008 A

☒ Photometric Accuracy.

Filter 1 ID #		2926		
Test	Calibrated Value	Actual Value	Deviation	Specification
440 nm	0.3483	0.3493	-0.0010	± 0.006 A
546 nm	0.3029	0.3046	-0.0017	± 0.006 A
635 nm	0.3200	0.3232	-0.0032	± 0.006 A
Filter 2 ID #		3501		
Test	Calibrated Value	Actual Value	Deviation	Specification
440 nm	1.001	1.0024	-0.0014	± 0.006 A
546 nm	0.9797	0.9813	-0.0016	± 0.006 A
635 nm	1.0285	1.0325	-0.0040	± 0.006 A
Filter 3 ID #		2552		
Test	Calibrated Value	Actual Value	Deviation	Specification
440 nm	0.489	0.4935	-0.0045	± 0.006 A
546 nm	0.4582	0.4595	-0.0013	± 0.006 A
635 nm	0.5046	0.5075	-0.0029	± 0.006 A

5. Accessory (where applicable):

- ☐ Integrating Sphere
- ☐ Reflecting Attachment
- ☐ Cell Changer
- ☐ Sipper
- ☐ Auto Sampler

6. Review:

- ☒ Review with the customer PM work performed.
- ☒ Review with the customer routine maintenance procedures.
- ☒ Discuss recommended customer-supplied materials to have on hand
- ☒ Attach PM sticker.
- ☒ Update Logbook.

Additional Comments

Additional Comments Regarding the PM

Review

<p><i>The preventive maintenance checks and if applicable performance tests for Lambda UV have been completed.</i></p>	
<p>This Lambda UV Passes <input checked="" type="checkbox"/> Fails <input type="checkbox"/> the preventive maintenance.</p>	
<p>Review of Preventive Maintenance:</p>	
<p>Authorized PerkinElmer Representative:</p> <div style="border: 1px solid black; width: 150px; height: 40px; margin: 10px auto;"></div>	<p>Date:</p> <p>25-Jan-2022 (DD-MM-YYYY)</p>
<p>Authorized Customer Representative:</p>	<p>Date:</p> <p>25-Jan-2022 (DD-MM-YYYY)</p>



Certificate of Calibration

Aquion : Anion (ID#894)

This certificate is to verify that instrument below are calibrated
by Archemica Lab Co.,Ltd.

AQUION S/N : 190840059

AS-DV S/N : 190915235

for

S.P.S. Consulting Service Co., Ltd.


บริษัท อาร์เคมีกา แล็บ จำกัด
ARCHEMICA LAB CO.,LTD.

Test Engineer



Certificate of Calibration

Aquion : Anion (ID#894)

This certificate is to verify that instrument below are calibrated
by Archemica Lab Co.,Ltd.

AQUION S/N : 190840059

AS-DV S/N : 190915235

for

S.P.S. Consulting Service Co., Ltd.

ARCHEMICA LAB
บริษัท อาร์เคมีกา แล็บ จำกัด
ARCHEMICA LAB CO.,LTD.

Test Engineer

คุณภาพน้ำ



TECHNOLOGY PROMOTION ASSOCIATION (THAILAND-JAPAN)
CORPORATE SERVICES 3: EQUIPMENT CALIBRATION AND TESTING SERVICES
534/4 PATTANAKARN ROAD SOI 18, SUANLUANG, SUANLUANG BANGKOK 10250
TEL. 0-2717-3000-27 FAX. 0-2719-9484




Cert.No.: 21CH1216

Page.: 1 of 2

Certificate of Calibration

Equipment :	pH Meter
Manufacturer :	HANNA
Model :	HI 3512
Serial No. :	08685754
ID No. :	-
Condition As-Received:	Used Item
Received Date :	14 September 2021
Calibration Date :	16 September 2021
Reference :	2109-0508WN-1
Submitted by :	S.P.S. Consulting Service Co.,Ltd. 7 Phaholyothin 24, Phaholyothin Road, Jompol, Chatuchak, Bangkok10900
Ambient Temperature :	(25 ± 2.5) °C
Relative Humidity :	(50 ± 15) %
Calibration Procedure :	In - house method : - CP-CH5 by direct measurement with standard voltage calibrator and direct measurement with certified reference material (CRM)

Calibrated by : Walalak Sirithean



The Uncertainties are for a confidence probability of approximately 95%

This certificate may not be reproduced other than in full, except with the prior written
Approval of the head of Corporate Services 3 : Equipment Calibration and Testing Services.

A 0032410



Cert. No.: 21CH1216

Page.: 2 of 2

Condition of this calibration result

1. Reference Standard Instrument : -

<u>Instrument</u>	<u>Serial No.</u>	<u>ID No.</u>	<u>Cert. No.</u>	<u>Due Date</u>
1) Document Process Calibrator	46530031	130RC098	20E3666	14 Oct 2021

This certification is traceable to the International System of Unit maintained at:-

- Traceable to National Institute of Metrology (Thailand), NIMT

2. Certified Reference Materials : The measurement results are traceable to SI through CPA chem Ltd.,
ANSI-ASQ National Accreditation Board, Accredited No. AR-1835

<u>Buffer Solution</u>	<u>Manufacturer</u>	<u>Lot No.</u>	<u>Exp. date</u>
pH 4.008	CPA chem	754028	28 June 2023
pH 6.985	CPA chem	725927	12 Jan 2022
pH 10.015	CPA chem	761018	02 Aug 2022

3. This certificate is valid only to the item calibrated on date and place of calibration.

Calibration Results**Function : mV Measurement**

Performing standard curve by Fluke at pH (4,7,10)

Unit Under Calibration	Nominal Value	Standard Voltage Input	Actual Reading		Uncertainty of Measurement (\pm mV)	Coverage factor <i>k</i>
	pH	mV	mV	pH		
pH Meter S/N.: 08685754	4.000	177.48	177.9	4.000	0.058	2.00
	7.000	0.00	0.4	7.000	0.058	2.00
	10.000	-177.48	-177.2	10.000	0.058	2.00

Function : pH Measurement

Performing three buffers standard curve by using buffer nominal pH (4,7,10)

Unit Under Calibration	Standard pH Buffer Solution	Actual pH Reading	Actual mV Reading (mV)	Uncertainty of pH measurement (\pm)	Coverage factor <i>k</i>
pH Electrode S/N.: 061416CM	4.008	4.008	169.2	0.0046	2.00
	6.985	6.985	-4.4	0.0075	2.00
	10.015	10.013	-178.9	0.013	2.05

The reported uncertainty of measurement was based on a standard uncertainty multiplied by a coverage factor *k*, providing a level of confidence of approximately 95 %.

-o0o-

Certificate of Calibration

Certificate No. : 65-400210-1

Page : 1 of 2

Submitted by : S. P. S Consulting Service Co.,Ltd.

7 Soi Phaholyothin 24, Phaholyothin Rd., Jompol, Chatuchak, Bangkok 10900

Equipment : Liquid in Glass Thermometer

Manufacturer : SK

Model : N/A

Range : 0 °C to 100 °C

Resolution : 1 °C

Serial No. : N/A

Immersion : Total

ID No. : TM21/59

Environment : Ambient Temperature : (23 ± 2) °C

Relative Humidity : (50 ± 15) %

Line Voltage : (220 ± 22) VAC

Date of Received : 19 April 2022

Date of Calibration : 23 April 2022

Date of Issue : 23 April 2022

Calibrated by : Chortip Samchusri

Calibration Method : This instrument was calibrated by In-house method comparison technique CAL-M4001 based on ASTM E77-07 by compared with PRT in the liquid bath at the constant controlled temperature.

The temperature scale used was based on ITS-90


Reference Standard Instruments : This certification is traceable to the International System of Units

1. Platinum Resistance Thermometer (PRT)

ID No.	Cert. No.	Due Date	Traceability
400001	TT-0016-22	07 Feb 2024	National Institute of Metrology Thailand (NIMT)

2. Standard Digital Thermometer

ID No.	Cert. No.	Due Date	Traceability
400003	21E1850	14 Jun 2023	National Institute of Metrology Thailand (NIMT)
400004	21E1850	14 Jun 2023	National Institute of Metrology Thailand (NIMT)



The Uncertainties are for a confidence probability of approximately 95%

This certificate may not be reproduced other than in full except with the prior written approval of the Calibratech Co.,Ltd.



Certificate of Calibration

Certificate No. : 65-400210-1

Page : 2 of 2

Result of Calibration : Without Adjustment

UUC Condition As-Received : Good

Function : Temperature measurement

Ice point check : UUC* reading 0 °C Standard reading 0.6439 °C

Standard Reading (°C)	UUC Reading (°C)	Correction (°C)	Uncertainty (± °C)
20.6690	20	0.7	0.31

Remark

UUC : Unit Under Calibration

This result of calibration was found accurate as shown on date and place of calibration only.

This reported uncertainty of measurement was based on a standard uncertainty multiplied by a coverage factor $k = 2$, providing a level of confidence of approximately 95%

- o0o -





CERTIFICATE No : 22M2569

REFERENCE No : 64386-3

PAGE : 1 OF 2

Certificate of Calibration

EQUIPMENT : DIGITAL BALANCE

MANUFACTURER : SARTORIUS

MODEL : BSA224S-CW

SERIAL No : 36591843

ID No : BA 09/61

CONDITION AS RECEIVED : USED ITEM

SUBMITTED BY : S.P.S. CONSULTING SERVICE CO., LTD.
7 SOI PHAHOLYOTHIN 24, PHAHOLYOTHIN RD.,
JOMPOL, CHATUCHAK, BANGKOK 10900

CALIBRATED BY : TETNITHI W.

CALIBRATION DATE : 11-Mar-22

APPROVED BY : 

ISSUED DATE : 17-Mar-22

RECEIVED DATE : 11-Mar-22



CERTIFICATE No : 22M2569

PAGE : 2 OF 2

Calibration Report

EQUIPMENT : DIGITAL BALANCE MODEL : BSA224S-CW
MANUFACTURER : SARTORIUS S/N : 36591843
ID No : BA 09/61 RECEIVED DATE : 11-Mar-22
AIR PRESSURE : 1008mbar \pm 1mbar CALIBRATION DATE : 11-Mar-22
AMBIENT TEMPERATURE : 22° C \pm 1° C RELATIVE HUMIDITY : 51 %RH \pm 10 % RH

CONDITION OF THIS RESULTS OF CALIBRATION

1. THIS INSTRUMENT WAS CALIBRATED BY ACCORDING TO UKAS LAB 14 EDITION 6:2019 BY USING KNOWN WEIGHT STANDARD WEIGHT. THE BALANCE WAS ADJUSTED USING WEIGHT OF QUALITY CALIBRATION TO ADJUST. THE BALANCE HAS NO ZERO TRACKING FUNCTION. REPEATABILITY WAS MEASURED BY USING 10 REPEATED MEASUREMENTS. LINEARITY WAS MEASURED COVERING 10 POINTS, EVENLY SPREAD OVER THE RANGE. THE INSTRUMENT WAS SET ZERO BEFORE PERFORMING THE LINEARITY TEST. OFF-CENTER LOADING WAS MEASURED BY USING STANDARD WEIGHTS PLACED ON THE PAN AND MOVED TO VARIOUS POSITIONS ON THE PAN.

2. REFERENCE STANDARD INSTRUMENTS :-

<u>INSTRUMENT</u>	<u>MODEL</u>	<u>SERIAL No</u>	<u>CERTIFICATE No</u>	<u>DUE DATE</u>
1) STANDARD WEIGHT SET	E2	QK-I-151	C02210415	09-Feb-23

3. THIS RESULT WAS FOUND ACCURATE AS SHOWN ON DATE AND PLACE OF CALIBRATION ONLY.

4. THIS RESULT EXCLUDE LONG TERM STABILITY OF THE UNIT UNDER CALIBRATION.

5. THIS CERTIFICATE IS TRACEABLE TO THE INTERNATIONAL SYSTEM OF UNIT MAINTAINED AT:-

- NATIONAL INSTITUTE OF METROLOGY (THAILAND) THROUGH CENTRAL BUREAU OF WEIGHTS&MEASURES

RESULT OF CALIBRATION :- WITHOUT ADJUSTMENT

1. ZERO SETTING FUNCTION : NORMAL

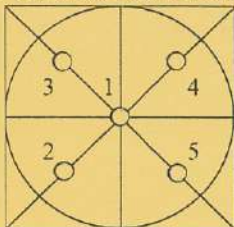
2. TARE FUNCTION : NORMAL

3. REPEATABILITY OF READING AT 200 g WAS 0.000048 g

4. DEPARTURE FROM NOMINAL VALUE/ LINEARITY

NOMINAL VALUE (g)	BALANCE READING (g)	CORRECTION (g)	UNCERTAINTY (\pm g)
0.00	0.0000	0.0000	0.000078
0.10	0.1000	0.0000	0.000078
0.20	0.2000	0.0000	0.000078
0.50	0.5000	0.0000	0.000079
1.00	1.0000	0.0000	0.000079
2.00	2.0000	0.0000	0.000080
5.00	5.0000	0.0000	0.000081
10.00	10.0000	0.0000	0.000084
20.00	20.0000	0.0000	0.000089
50.00	50.0000	0.0000	0.00011
100.00	100.0000	0.0000	0.00019
200.00	199.9999	0.0001	0.00032

5. OFF CENTER LOADING ERROR



POINT	READING (g)
1	99.9999
2	99.9999
3	100.0000
4	99.9999
5	99.9998
OFF-CENTER LOADING	0.0001

NOTE: THIS CALIBRATION WAS CARRIED OUT AT THE CUSTOMER'S PLACE AT PRODUCTION AREA

THE REPORTED UNCERTAINTY OF MEASUREMENT WAS BASED ON A STANDARD UNCERTAINTY MULTIPLIED BY A COVERAGE FACTOR $k=2$, PROVIDING A LEVEL OF CONFIDENCE APPROXIMATELY 95%.

END OF CALIBRATION REPORT



QUALITY CALIBRATION CO.,LTD.

235 Petchkasem 63/2 Road, Laksong, Bangkae, Bangkok 10160

Tel (662) 421-5402, (662) 444-0152-3, Fax (662) 809-4584

www.qcalibration.com

CERTIFICATE No : 22T0570

REFERENCE No : 63773-2

PAGE : 1 OF 2

Certificate of Calibration

EQUIPMENT : COD REACTOR

MANUFACTURER : HACH

MODEL : DRB 200

SERIAL No : 15110C0498

ID No : DRB 06/59

SUBMITTED BY : S.P.S. CONSULTING SERVICE CO., LTD.
7 SOI PHAHOLYOTHIN 24, PHAHOLYOTHIN RD.,
JOMPOL, CHATUCHAK, BANGKOK 10900

CALIBRATED BY : CHAICHARN CH.

CALIBRATION DATE : 21-Jan-22

APPROVED BY : 

ISSUED DATE : 21-Jan-22

RECEIVED DATE : 19-Jan-22



QUALITY CALIBRATION CO.,LTD.

235 Petchkasem 63/2 Road, Laksong, Bangkoe, Bangkok 10160

Tel (662) 421-5402, (662) 444-0152-3, Fax (662) 809-4584

CERTIFICATE No : 22T0570

PAGE : 2 OF 2

Calibration Report

EQUIPMENT : COD REACTOR
MANUFACTURER : HACH
ID NUMBER : DRB 06/59
RECEIVED DATE : 19-Jan-22
AMBIENT TEMPERATURE : 23° C ± 1° C
MODEL : DRB 200
SERIAL NUMBER : 15110C0498
CALIBRATION DATE : 21-Jan-22
RELATIVE HUMIDITY : 52 %RH ± 10 % RH

CONDITION OF THIS RESULTS OF CALIBRATION

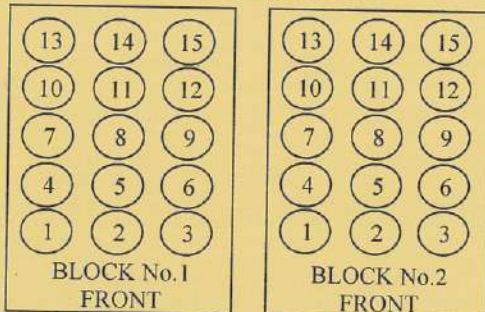
1. THIS INSTRUMENT WAS CALIBRATED BY DIRECT MEASUREMENT TEMPERATURE RECORDER WITH THERMOCOUPLE TYPE K UNDER NO LOAD CONDITION. THE THERMOCOUPLES WERE PLACED ON 15 POINTS AND LOCATED ONE THERMOCOUPLE IN EACH OF THE FOUR CORNERS OF THE REACTOR AND PLACED THE EIGHTH THERMOCOUPLE AT THE CENTER OF THE REACTOR.

2. REFERENCE STANDARD INSTRUMENTS :-

INSTRUMENT	MODEL	SERIAL No	CERTIFICATE No	DUE DATE
1) DATA LOGGER WITH TC TYPE K	HYDRA 2635A	8009008	21T6767	10-Jul-22

3. THIS RESULT WAS FOUND ACCURATE AS SHOWN ON DATE AND PLACE OF CALIBRATION ONLY.
4. THIS RESULT EXCLUDE LONG TERM STABILITY OF THE UNIT UNDER CALIBRATION.
5. THIS CERTIFICATE IS TRACEABLE TO THE INTERNATIONAL SYSTEM OF UNIT MAINTAINED AT:-
- NATIONAL INSTITUTE OF METROLOGY (THAILAND) THROUGH QUALITY CALIBRATION CO.,LTD.

RESULT OF CALIBRATION :- WITHOUT ADJUSTMENT



TEMPERATURE MEASUREMENT ACCURACY TEST

Block No.	1	2
Controller temperature (°C)	145	145
Indicating Temperature	145	145
Measured Temperature (°C) at Spread Locations	1	150.5
	2	150.6
	3	149.7
	4	150.2
	5	149.9
	6	150.1
	7	150.1
	8	149.7
	9	150.6
	10	149.6
	11	149.9
	12	149.6
	13	149.7
	14	149.8
	15	149.6
Uncertainty of Measurement(± °C)	0.86	0.86

NOTE 1 : THE UNCERTAINTY OF MEASUREMENT EXCLUDED TEMPERATURE UNIFORMITY OF THE CHAMBER.

NOTE 2 : THIS CALIBRATION WAS CARRIED OUT AT THE CUSTOMER'S PLACE AT LABORATORY AREA.

THE REPORTED UNCERTAINTY OF MEASUREMENT WAS BASED ON A STANDARD UNCERTAINTY MULTI COVERAGE FACTOR k =2, PROVIDING A LEVEL OF CONFIDENCE APPROXIMATELY 95%.

END OF CALIBRATION REPORT

F-G010



TECHNOLOGY PROMOTION ASSOCIATION (THAILAND-JAPAN)
CORPORATE SERVICES 3 : EQUIPMENT CALIBRATION AND TESTING SERVICES

534/4 PATTANAKARN ROAD SOI 18, SUANLUANG, SUANLUANG BANGKOK 10250


TEL. 0-2717-3000 FAX. 0-2719-9484

Cert.No.: 22TW98

Page.: 1 of 2

Certificate of Testing

Equipment :	DO Meter
Manufacturer :	YSI
Model :	5000-230V
Serial No. :	15B100751
ID No. :	-
Received Date :	20 April 2022
Test Date :	21 April 2022
Reference :	2204-0429WC-1
Submitted by :	S.P.S. Consulting Service Co.,Ltd. 7 Phaholyothin 24, Phaholyothin Road., Jompol, Chatuchak, Bangkok 10900
Laboratory Condition :	Temperature (25 ± 5) °C Humidity (50 ± 20) %
Test Procedure :	In - house method : CP-CH9 by Comparison Technique with Azide Modification Method
Tested by :	Walalak Sirithean



Issue Date : 25 April 2022



Cert.No.: 22TW98

Page.: 2 of 2

Condition of this result of calibration

1. Reference Standard Instruments :

This certification is traceable to the International System of Unit through the reference standards laboratory of Industrial Calibration Center, Technology Promotion Association (Thailand-Japan).

<u>Instruments</u>	<u>Serial No.</u>	<u>ID No.</u>	<u>Certificate No.</u>	<u>Due Date</u>
1) Burette	-	130BU10	21CG1389	25 Mar 2023
2) Balance	1126143764	140RC004	21MM430	21 Sep 2022

2. Standard Material :-

<u>Material</u>	<u>Manufacturer</u>	<u>Lot.No.</u>	<u>Assay</u>
Sodium Thiosulfate pentahydrate	Merck	AM1763316	100.2%

Result : Dissolved Oxygen Meter Adjustment With Air 100 %

Dissolved Oxygen Probe No.: 14J100195

Titration Method (Azide Modification Method) (mg/L)	DO Meter Reading (mg/L)	Standard Deviation (mg/L)
8.12	8.14	0.0084

This report was certified only for the instrument we tested. It is allowable to use for study the system efficiency, The environmental impact control and present to organization it may concerned. Intend to use for advertising and referral purpose is prohibited. This report may not be reproduced other in full, without written approval of the laboratory

-o0o-

a 1105753

ระดับเสียงทั่วไป

THAILAND INSTITUTE OF SCIENTIFIC AND TECHNOLOGICAL RESEARCH (TISTR)

Request No. 21-64/0528

MTC No. EEL. BP. 17/0564

CALIBRATION CERTIFICATE

Submitted by : S.P.S. Consulting Services Service Co.,Ltd.

Address : 7 Soi Phaholyothin 24, Phaholyothin Road, Jompol, Chatuchak, Bangkok 10900.

Calibrated at : Electrical and Electronic Standards Laboratory, Industrial Metrology and Testing Service Centre.
: Soi 1C, Bangpoo Industrial Estate, Sukhumvit Rd., Muang, Samutprakan 10280.

Instrument Calibrated :

Description : Sound Calibrator

Manufacturer : ACO

Model : 2127

Serial No. : 130006

Ambient Environment

Temperature : $(23 \pm 3) ^\circ\text{C}$

Relative Humidity : $(50 \pm 15) \%$

Ambient Pressure : $(101.325 \pm 1.500) \text{ kPa}$

Standards used :

1. Digital Function Synthesizer NF Electronic DF-193A S/N 122037.
2. Measuring Amplifier Bruel&Kjaer 2636 S/N 1537484.
3. Programmable Attenuator Tamagawa TPA-303A S/N OF 2214.
4. Digital Multimeter Agilent 34401A S/N MY44005560.
5. Pressure Transmitter Vaisala PTB202AD S/N T0650001.
6. Audio Analyzer Keithley 2015-P S/N 4106495.
7. Condenser Microphone Bruel&Kjaer 4180 S/N 2889871.

Calibration Procedure: CP-102-04 based on IEC 60942-2003; The sound pressure level generated by sound calibrator under test shall be measured by standard microphone using an insert voltage technique.

This instrument has been calibrated against standards maintained at Electrical and Electronic Standards Laboratory (EEL), which are traceable to the International System of Units through the National Institute of Metrology (Thailand).

The information on actual reading is attached herewith and the uncertainty limits quoted refer to the measured values only.

Date of Receipt : 6 May 2021

Date of Calibration : 15 May 2021

The results relate only to the items tested/calibrated or value assigned.

Advertising the Report/Certificate and publicity of the results except in full are prohibited unless written permission is obtained from the governor of TISTR.

FM.BL.MTC.002 Rev.4

Head Office

35 Mu 3 Tambon Khlong Ha, Amphoe Khlong Luang,
Changwat Pathumthani 12120, Thailand

Tel. (66) 0 2577 9000

Fax. (66) 0 2577 9009

E-mail : rumpai@tistr.or.th Website:www.tistr.or.th

Office/Laboratory

Soi 1C, Bangpoo Industrial Estate, Sukhumvit Road,
Amphoe Muang, Changwat Samutprakan 10280, Thailand

Tel. (66) 0 2323 1672-80 ext. 115, 116

Fax. (66) 0 2323 9165

E-mail : mtc@tistr.or.th

Office

196 Phahonyothin Road, Chatuchak, Bangkok 10900,
Thailand

Tel. (66) 0 2579 1121-30 ext. 5219, 5225, 5217

Fax. (66) 0 2579 8592

E-mail : sumalee@tistr.or.th

THAILAND INSTITUTE OF SCIENTIFIC AND TECHNOLOGICAL RESEARCH (TISTR)

Request No. 21-64/0528

MTC No. EEL. BP. 17/0564

The reported expanded uncertainty is based upon a standard uncertainty multiplied by a coverage factor $k = 2$, providing a level of confidence of approximately 95%.

Nominal Output of Unit Under Test = 94 dB re 20 μ Pa at 1000 Hz

Acoustic Output in dB re 20 μ Pa, Corrected to Reference Conditions: 101.325 kPa, 23.0 °C and 50 %RH.

1. Sound Pressure Level

Standard Microphone Type	Measured Sound Pressure Level (dB)	Deviated value (dB)	Uncertainty (dB)	Tolerance limit IEC60942:2003 Class 1
1/2 inch Brüel&Kjaer 4180	93.96	-0.04	± 0.10	± 0.40 dB

2. Frequency

Standard Microphone Type	Measured Frequency (Hz)	Deviated value (Hz)	Uncertainty (Hz)	Tolerance limit IEC60942:2003 Class 1
1/2 inch Brüel&Kjaer 4180	999.9	-0.1	± 1.5	$\pm 1.0\%$

3. Total Distortion

Standard Microphone Type	Measured Total Distortion (%)	Uncertainty (%)	Tolerance limit IEC60942:2003 Class 1
1/2 inch Brüel&Kjaer 4180	1.26	± 0.50	$\pm 3.0\%$

Note : 1. No adjustment.

2. The calibrator pressure correction was not included.

3. The microphone volume correction was not included.

Date of Calibration : 15 May 2021

Industrial Metrology and Testing Service Centre

Date of Issue : 18 May 2021

Ref : 2011264050601894002

End of Certificate

2 / 2

The results relate only to the items tested/calibrated or value assigned.

Advertising the Report/Certificate and publicity of the results except in full are prohibited unless written permission is obtained from the governor of TISTR.

FM.BLMTC.002 Rev.4

Head Office

35 Mu 3 Tambon Khlong Ha, Amphoe Khlong Luang,
Changwat Pathumthani 12120, Thailand
Tel. (66) 0 2577 9000
Fax. (66) 0 2577 9009
E-mail : rumpai@tistr.or.th Website:www.tistr.or.th

Office/Laboratory

Soi 1C, Bangpoo Industrial Estate, Sukhumvit Road,
Amphoe Muang, Changwat Samutprakan 10280, Thailand
Tel. (66) 0 2323 1672-80 ext. 115, 116
Fax. (66) 0 2323 9165
E-mail : mtc@tistr.or.th

Office

196 Phahonyothin Road, Chatuchak, Bangkok 10900,
Thailand
Tel. (66) 0 2579 1121-30 ext. 5219, 5225, 5217
Fax. (66) 0 2579 8592
E-mail : sumalee@tistr.or.th



บริษัท เอส.พี.เอส. คอนซัลติ้ง เซอร์วิส จำกัด
S.P.S. CONSULTING SERVICE CO., LTD.
7 ซอยพหลโยธิน 24 ถนนพหลโยธิน แขวงจอมพล เขตจตุจักร กรุงเทพฯ 10900
7 Soi Phaholyothin 24, Phaholyothin Rd., Jompol, Chatuchak, Bangkok 10900
Tel : (662) 939-4370-72, Fax : (662) 513-4221, E-mail : sale@spscon.com, www.spscon.com

Noise R_106/22

Sound Level Meter Calibration Report

Acoustic Calibrator Data

Brand	ACO	Number	AC 03/56
Model	2127	Serial No.	130006
Calibration Range	94 dB, 1000 Hz	Last Calibration	15 May 2021
		Due Date	15 May 2022

Calibration Data

Sound Level Meter Data				Calibration Data		
SLM No.	Brand	Model	Serial No.	Date	Actual Reading [dB]	
					Before Adjustment	After Adjustment
ACO-R05	ACO	6236	00142020	28 February 2022	94.1	94.0
ACO-R06	ACO	6236	00152005	28 February 2022	94.1	94.0
ACO-R19	ACO	6236	00182001	28 February 2022	94.0	94.0
ACO-R39	ACO	6236	00192051	28 February 2022	94.0	94.0
Acoustic Certified Value : Thailand Institute of Scientific and Technological Research (TISTR)					93.96 ± 0.40 dB	



คุณภาพอากาศในสถานประกอบการ



บริษัท เอส.พี.เอส. คอนซัลติ้ง เซอร์วิส จำกัด
S.P.S. CONSULTING SERVICE CO., LTD.
7 ซอยพหลโยธิน 24 ถนนพหลโยธิน แขวงจอมพล เขตจตุจักร กรุงเทพฯ 10900
7 Soi Phaholyothin 24, Phaholyothin Rd., Jompol, Chatuchak, Bangkok 10900
Tel : (662) 939-4370-72. Fax : (662) 513-4221, E-mail : sale@spscon.com., www.spscon.com

Personal Pump Calibration Report

Calibration Method : Dry Cal Primary Flowmeter

Model : Defender 510-H

S/N : 136164

Environmental Conditions

Temperature : 25 \pm 3 $^{\circ}$ C
Pressure : 1010 \pm 15 mmbar

Personal Pump Data				Calibration Data								
No.	Brand	Model	Serial No.	Date	Flow Rate (ml/min)						Value From Calibration Curve	
					Setting			Actual (Q std.)				
					1	2	3	1	2	3	y	R²
R01	SKC	224-PCXR4	602467	04/04/2022	1,000	1,500	2,000	993	1,508	2,004	1.020x - 38.784	0.999
R02	SKC	224-PCXR4	626450	04/04/2022	1,000	2,000	3,000	999	1,499	1,990	0.989x + 12.627	1.000
R03	SKC	224-PCXR4	691592	04/04/2022	1,000	1,500	2,000	1,003	1,500	2,004	1.012x - 22.479	0.999
R04	SKC	224-PCXR4	691672	01/04/2022	1,000	1,500	2,000	996	1,493	1,993	0.998x - 2.561	1.000
R05	SKC	224-PCXR4	798470	01/04/2022	1,000	1,500	2,000	994	1,506	1,999	1.015x - 30.635	0.999
R06	SKC	224-PCXR4	798456	04/04/2022	1,000	1,500	2,000	994	1,498	1,994	1.002x - 7.438	1.000
R07	SKC	224-PCXR4	798480	04/04/2022	1,000	1,500	2,000	994	1,490	2,000	1.008x - 16.831	1.000
R08	SKC	224-PCXR4	883215	01/04/2022	1,000	1,500	2,000	1,001	1,502	2,005	1.015x - 26.627	0.999
R09	SKC	224-PCXR4	034650	01/04/2022	1,000	1,500	2,000	991	1,504	2,002	1.018x - 36.538	0.999
R10	SKC	224-PCXR4	091765	01/04/2022	1,000	1,500	2,000	996	1,512	1,993	1.000x + 0.219	1.000
R11	SKC	224-PCXR4	091763	12/04/2022	1,000	1,500	2,000	1,001	1,499	2,002	1.012x - 23.923	0.999
R12	SKC	224-PCXR4	091568	12/04/2022	1,000	1,500	2,000	997	1,501	1,999	1.001x - 4.986	1.000
R13	SKC	224-PCXR4	091638	04/04/2022	1,000	1,500	2,000	1,002	1,498	1,993	0.991x + 10.793	1.000
R14	SKC	224-PCXR4	091764	04/04/2022	1,000	1,500	2,000	994	1,502	1,998	1.013x - 29.256	0.999
R15	SKC	224-PCXR8	529457	01/04/2022	1,000	1,500	2,000	1,002	1,500	2,004	1.013x - 24.345	0.999
R16	SKC	224-PCXR8	529643	04/04/2022	1,000	1,500	2,000	998	1,497	1,994	0.997x + 0.060	1.000
R17	SKC	224-PCXR8	529645	04/04/2022	1,000	1,500	2,000	994	1,509	2,000	1.015x - 30.571	0.999
R18	SKC	224-PCXR8	566756	04/04/2022	1,000	1,500	2,000	991	1,496	1,998	1.002x - 7.678	1.000
R19	SKC	224-PCXR8	566802	01/04/2022	1,000	1,500	2,000	1,003	1,499	2,000	1.010x - 20.189	0.999
R20	SKC	224-PCXR8	529089	04/04/2022	1,000	1,500	2,000	990	1,501	2,003	1.020x - 40.036	0.999
R21	SKC	224-PCXR8	665728	01/04/2022	1,000	1,500	2,000	999	1,493	1,999	1.000x - 5.364	1.000
R22	SKC	224-PCXR8	707444	04/04/2022	1,000	1,500	2,000	1,002	1,500	2,001	1.011x - 21.215	0.999
R23	SKC	224-PCXR8	761067	11/04/2022	1,000	1,500	2,000	998	1,494	1,992	0.994x + 3.095	1.000
R24	SKC	224-PCXR8	707893	01/04/2022	1,000	1,500	2,000	996	1,505	2,001	1.014x - 29.040	0.999
R25	SKC	224-PCXR8	761052	01/04/2022	1,000	1,500	2,000	998	1,500	1,992	0.992x + 7.630	1.000
R26	SKC	224-PCXR8	707956	12/04/2022	1,000	1,500	2,000	1,002	1,500	2,004	1.013x - 24.417	0.999
R27	SKC	224-PCXR8	707398	04/04/2022	1,000	1,500	2,000	996	1,503	2,001	1.013x - 28.725	0.999
R28	SKC	224-PCXR8	707481	11/04/2022	1,000	1,500	2,000	1,004	1,500	2,003	1.010x - 19.368	0.999
R29	SKC	224-PCXR8	707402	01/04/2022	1,000	1,500	2,000	1,005	1,491	1,991	0.988x + 14.326	1.000
R30	SKC	224-PCXR8	093811	01/04/2022	1,000	1,500	2,000	998	1,495	1,994	0.998x - 1.268	1.000
R31	SKC	224-PCXR8	093183	01/04/2022	1,000	1,500	2,000	1,001	1,501	2,001	1.012x - 23.001	0.999
R32	SKC	224-PCXR8	671950	04/04/2022	1,000	1,500	2,000	1,000	1,498	1,994	0.994x + 7.762	1.000
R33	SKC	224-PCXR4	626254	12/04/2022	1,000	1,500	2,000	992	1,502	1,999	1.016x - 34.141	0.999
R34	SKC	224-PCXR4	626131	01/04/2022	1,000	1,500	2,000	1,002	1,498	2,004	1.012x - 24.294	0.999
R35	SKC	224-PCXR8	707460	04/04/2022	1,000	1,500	2,000	998	1,498	1,995	0.994x + 5.672	1.000
R36	SKC	224-PCXR8	707446	01/04/2022	1,000	1,500	2,000	1,003	1,500	2,001	1.010x - 19.192	0.999
R37	SKC	224-PCXR8	707432	01/04/2022	1,000	1,500	2,000	999	1,499	1,998	0.999x + 0.554	1.000
R38	SKC	224-PCXR8	707349	01/04/2022	1,000	1,500	2,000	996	1,500	2,002	1.015x - 31.640	0.999
R39	SKC	224-PCXR8	761095	12/04/2022	1,000	1,500	2,000	1,001	1,496	1,994	0.997x + 2.652	1.000



Calibration Method : Dry Cal Primary Flowmeter


Model : Defender 510-H

S/N : 136164

Environmental Conditions

Temperature	25	± 3	°C
Pressure	1010	± 15	mmbar

Personal Pump Data				Calibration Data								
No.	Brand	Model	Serial No.	Date	Flow Rate (ml/min)						Value From Calibration Curve	
					Setting			Actual (Q std.)				
					1	2	3	1	2	3	y	R ²
R40	SKC	224-PCXR4	612753	01/04/2022	1,000	1,500	2,000	1,002	1,501	2,003	1.012x - 23.005	0.999
R41	SKC	224-PCXR4	626140	01/04/2022	1,000	1,500	2,000	991	1,509	2,002	1.018x - 35.114	0.999
R42	SKC	224-PCXR4	626463	01/04/2022	1,000	1,500	2,000	995	1,493	2,000	1.003x - 7.470	1.000
R43	SKC	224-PCXR4	626129	04/04/2022	1,000	1,500	2,000	1,002	1,501	2,003	1.012x - 22.495	0.999
R44	SKC	224-PCXR4	602753	01/04/2022	1,000	1,500	2,000	1,002	1,495	1,994	0.996x + 1.133	1.000
R45	SKC	224-PCXR4	626137	01/04/2022	1,000	1,500	2,000	992	1,505	2,002	1.019x - 37.368	0.999





บริษัท เอส.พี.เอส. คอนซัลติ้ง เซอร์วิส จำกัด
S.P.S. CONSULTING SERVICE CO., LTD.
 7 ซอยพหลโยธิน 24 ถนนพหลโยธิน แขวงจอมพอ เขตจตุจักร กรุงเทพฯ 10900
 7 Soi Phaholyothin 24, Phaholyothin Rd., Jompol, Chatuchak, Bangkok 10900
 Tel : (662) 939-4370-72. Fax : (662) 513-4221. E-mail : sale@spscon.com., www.spscon.com

Rotameter Calibration Report (For Personal Pump High Flow Adjust)

Calibration Method : Dry Cal Primary Flowmeter

Model : Defender 510-H

S/N : 136164

Calibration Data

Rotameter Data			Calibration Data								
No.	Brand	Model	Date	Flow Rate (ml/min)						Value From Calibration Curve	
				Flow Rate (Reading)			Actual (Q std.)				
				1	2	3	1	2	3	y	R ²
H-R01	Dwyer	VFB-65	04/04/2022	500	1,000	2,000	503.1	992.4	1979.1	0.999x + 3.360	0.999
H-R02	Dwyer	VFB-65	01/04/2022	500	1,000	2,000	500.8	995.3	1986.1	1.002x + 5.536	1.000
H-R03	Dwyer	VFB-65	04/04/2022	500	1,000	2,000	502.1	987.7	1997.3	0.994x + 1.910	1.000
H-R04	Dwyer	VFB-65	04/04/2022	500	1,000	2,000	496.4	989.6	2019.5	1.009x - 13.763	1.000
H-R05	Dwyer	VFB-65	01/04/2022	500	1,000	2,000	496.8	987.7	1987.7	1.004x - 9.632	1.000
H-R06	Dwyer	VFB-65	01/04/2022	500	1,000	2,000	505.2	992.4	1979.4	0.999x + 2.749	0.999

--	--



บริษัท เอส.พี.เอส. คอนซัลติ้ง เซอร์วิส จำกัด

S.P.S. CONSULTING SERVICE CO., LTD.

7 ซอยพหลโยธิน 24 ถนนพหลโยธิน แขวงจอมพล เขตจตุจักร กรุงเทพฯ 10900
7 Soi Phaholyothin 24, Phaholyothin Rd., Jompol, Chatuchak, Bangkok 10900

Tel : (662) 939-4370-72, Fax : (662) 513-4221, E-mail : sale@spscon.com, www.spscon.com

Rotameter Calibration Report (For Personal Pump Low Flow Adjust)

Calibration Method : Dry Cal Primary Flowmeter

Model : Defender 510-H

S/N : 136164

Calibration Data

Rotameter Data			Calibration Data								
No.	Brand	Model	Date	Flow Rate (ml/min)						Value From Calibration Curve	
				Flow Rate (Reading)			Actual (Q std.)				
				1	2	3	1	2	3	y	R ²
L-R01	Dwyer	VFA-21	04/04/2022	50	100	200	50.2	100.6	203.5	0.983x + 2.458	1.000
L-R02	Dwyer	VFA-21	01/04/2022	50	100	200	49.7	100.9	200.5	1.008x - 1.306	0.999
L-R03	Dwyer	VFA-21	04/04/2022	50	100	200	50.1	99.8	202.3	1.018x - 1.156	1.000
L-R04	Dwyer	VFA-21	04/04/2022	50	100	200	49.8	100.9	200.6	1.009x - 1.349	0.999
L-R05	Dwyer	VFA-21	01/04/2022	50	100	200	49.8	100.4	203.4	0.992x + 1.525	1.000
L-R06	Dwyer	VFA-21	01/04/2022	50	100	200	50.2	99.1	201.9	1.003x - 0.172	1.000



ความร้อนในสถานประกอบการ



บริษัท เอส.พี.เอส. คอนซัลติ้ง เซอร์วิส จำกัด
S.P.S. CONSULTING SERVICE CO., LTD.
7 ซอยพหลโยธิน 24 ถนนพหลโยธิน แขวงจอมพล เขตจตุจักร กรุงเทพฯ 10900
7 Soi Phaholyothin 24, Phaholyothin Rd., Jompol. Chatuchak, Bangkok 10900
Tel : (662) 939-4370-72, Fax : (662) 513-4221, E-mail : sale@spscon.com, www.spscon.com

Heat B001_3/22


Heat Stress WBGT Meter Verification Report			
Verification Data			
Heat Stress WBGT Meter No.	: R05	Verification Date	: 07 April 2022
Brand	: METROSONICS	Ambient Temp.	: 24.5 °C
Model	: hr-32	Barometric Pressure	: 1011 mmbar
Serial No.	: MCD070035	Relative Humidity	: 49 %
Verification Module (Electronic Sensor Check) :			
Verification Module No. : 21 WB = 12.5 °C , DB = 47.1 °C , G = 69.3 °C			
Result of Verification : Without Adjustment			
Wet Probe Temperature Measurement			
Verification Module Reading (°C)	UUC* Reading (°C)	Correction (°C)	Tolerance Limit (°C)
12.5	12.6	-0.1	± 0.5
Dry Probe Temperature Measurement			
Verification Module Reading (°C)	UUC* Reading (°C)	Correction (°C)	Tolerance Limit (°C)
47.1	47.0	0.1	± 0.5
Globe Probe Temperature Measurement			
Verification Module Reading (°C)	UUC* Reading (°C)	Correction (°C)	Tolerance Limit (°C)
69.3	69.1	0.2	± 0.5
UUC* = UNIT UNDER CALIBRATION			



บริษัท เอส.พี.เอส. คอนซัลติ้ง เซอร์วิส จำกัด
S.P.S. CONSULTING SERVICE CO., LTD.
7 ซอยพหลโยธิน 24 ถนนพหลโยธิน แขวงจอมพล เขตจตุจักร กรุงเทพฯ 10900
7 Soi Phaholyothin 24, Phaholyothin Rd., Jompol, Chatuchak, Bangkok 10900
Tel : (662) 939-4370-72, Fax : (662) 513-4221, E-mail : sale@spscon.com., www.spscon.com

Heat B002_4/22

Heat Stress WBGT Meter Verification Report			
Verification Data			
Heat Stress WBGT Meter No.	: R07	Verification Date	: 07 April 2022
Brand	: 3M	Ambient Temp.	: 24.5 °C
Model	: QUESTemp ^o 32	Barometric Pressure	: 1011 mmbar
Serial No.	: TPE080058	Relative Humidity	: 49 %
Verification Module (Electronic Sensor Check) :			
Verification Module No. : 21 WB = 12.5 °C , DB = 47.1 °C , G = 69.3 °C			
Result of Verification : Without Adjustment			
Wet Probe Temperature Measurement			
Verification Module Reading (°C)	UUC* Reading (°C)	Correction (°C)	Tolerance Limit (°C)
12.5	12.5	0.0	± 0.5
Dry Probe Temperature Measurement			
Verification Module Reading (°C)	UUC* Reading (°C)	Correction (°C)	Tolerance Limit (°C)
47.1	47.2	-0.1	± 0.5
Globe Probe Temperature Measurement			
Verification Module Reading (°C)	UUC* Reading (°C)	Correction (°C)	Tolerance Limit (°C)
69.3	69.4	-0.1	± 0.5
UUC* = UNIT UNDER CALIBRATION			





บริษัท เอส.พี.เอส. คอนซัลติ้ง เซอร์วิส จำกัด
S.P.S. CONSULTING SERVICE CO., LTD.
7 ซอยพหลโยธิน 24 ถนนพหลโยธิน แขวงจอมพล เขตจตุจักร กรุงเทพฯ 10900
7 Soi Phaholyothin 24, Phaholyothin Rd., Jompol, Chatuchak, Bangkok 10900
Tel : (662) 939-4370-72, Fax : (662) 513-4221, E-mail : sale@spscon.com, www.spscon.com

Heat B003_4/22

Heat Stress WBGT Meter Verification Report

Verification Data

Heat Stress WBGT Meter No.	: R08	Verification Date	: 07 April 2022
Brand	: 3M	Ambient Temp.	: 24.5 °C
Model	: QUESTemp ⁰ 34	Barometric Pressure	: 1011 mmbar
Serial No.	: TEH090208	Relative Humidity	: 49 %

Verification Module (Electronic Sensor Check) :

Verification Module No. : 21 WB = 12.5 °C , DB = 47.1 °C , G = 69.3 °C

Result of Verification : Without Adjustment

Wet Probe Temperature Measurement

Verification Module Reading (°C)	UUC* Reading (°C)	Correction (°C)	Tolerance Limit (°C)
12.5	12.4	0.1	± 0.5

Dry Probe Temperature Measurement

Verification Module Reading (°C)	UUC* Reading (°C)	Correction (°C)	Tolerance Limit (°C)
47.1	47.0	0.1	± 0.5

Globe Probe Temperature Measurement

Verification Module Reading (°C)	UUC* Reading (°C)	Correction (°C)	Tolerance Limit (°C)
69.3	69.4	-0.1	± 0.5

UUC* = UNIT UNDER CALIBRATION



ระดับเสียงในสถานประกอบการ

THAILAND INSTITUTE OF SCIENTIFIC AND TECHNOLOGICAL RESEARCH (TISTR)

Request No. 21-64/0528

MTC No. EEL. BP. 17/0564

CALIBRATION CERTIFICATE

Submitted by : S.P.S. Consulting Services Service Co.,Ltd.

Address : 7 Soi Phaholyothin 24, Phaholyothin Road, Jompol, Chatuchak, Bangkok 10900.

Calibrated at : Electrical and Electronic Standards Laboratory, Industrial Metrology and Testing Service Centre.
: Soi 1C, Bangpoo Industrial Estate, Sukhumvit Rd., Muang, Samutprakan 10280.

Instrument Calibrated :

Description : Sound Calibrator

Manufacturer : ACO

Model : 2127

Serial No. : 130006

Ambient Environment

Temperature : $(23 \pm 3) ^\circ\text{C}$

Relative Humidity : $(50 \pm 15) \%$

Ambient Pressure : $(101.325 \pm 1.500) \text{ kPa}$

Standards used : 1. Digital Function Synthesizer NF Electronic DF-193A S/N 122037.
2. Measuring Amplifier Bruel&Kjaer 2636 S/N 1537484.
3. Programmable Attenuator Tamagawa TPA-303A S/N OF 2214.
4. Digital Multimeter Agilent 34401A S/N MY44005560.
5. Pressure Transmitter Vaisala PTB202AD S/N T0650001.
6. Audio Analyzer Keithley 2015-P S/N 4106495.
7. Condenser Microphone Bruel&Kjaer 4180 S/N 2889871.

Calibration Procedure: CP-102-04 based on IEC 60942-2003; The sound pressure level generated by sound calibrator under test shall be measured by standard microphone using an insert voltage technique.

This instrument has been calibrated against standards maintained at Electrical and Electronic Standards Laboratory (EEL), which are traceable to the International System of Units through the National Institute of Metrology (Thailand).

The information on actual reading is attached herewith and the uncertainty limits quoted refer to the measured values only.

Date of Receipt : 6 May 2021

Date of Calibration : 15 May 2021

1 / 2 ✓

The results relate only to the items tested/calibrated or value assigned.

Advertising the Report/Certificate and publicity of the results except in full are prohibited unless written permission is obtained from the governor of TISTR.

FM.BL.MTC.002 Rev.4

Head Office

35 Mu 3 Tambon Khlone Ha, Amphoe Khlong Luang,
Changwat Pathumthani 12120, Thailand

Tel. (66) 0 2577 9000

Fax. (66) 0 2577 9009

E-mail : rumpai@tistr.or.th Website:www.tistr.or.th

Office/Laboratory

Soi 1C, Bangpoo Industrial Estate, Sukhumvit Road,
Amphoe Muang, Changwat Samutprakan 10280, Thailand
Tel. (66) 0 2323 1672-80 ext. 115, 116

Fax. (66) 0 2323 9165

E-mail : mtc@tistr.or.th

Office

196 Phahonyothin Road, Chatuchak, Bangkok 10900,
Thailand

Tel. (66) 0 2579 1121-30 ext. 5219, 5225, 5217

Fax. (66) 0 2579 8592

E-mail : sumalee@tistr.or.th

THAILAND INSTITUTE OF SCIENTIFIC AND TECHNOLOGICAL RESEARCH (TISTR)

Request No. 21-64/0528

MTC No. EEL. BP. 17/0564

The reported expanded uncertainty is based upon a standard uncertainty multiplied by a coverage factor $k = 2$, providing a level of confidence of approximately 95%.

Nominal Output of Unit Under Test = 94 dB re 20 μ Pa at 1000 Hz

Acoustic Output in dB re 20 μ Pa, Corrected to Reference Conditions: 101.325 kPa, 23.0 °C and 50 %RH.

1. Sound Pressure Level

Standard Microphone Type	Measured Sound Pressure Level (dB)	Deviated value (dB)	Uncertainty (dB)	Tolerance limit IEC60942:2003 Class 1
1/2 inch Brüel&Kjaer 4180	93.96	-0.04	± 0.10	± 0.40 dB

2. Frequency

Standard Microphone Type	Measured Frequency (Hz)	Deviated value (Hz)	Uncertainty (Hz)	Tolerance limit IEC60942:2003 Class 1
1/2 inch Brüel&Kjaer 4180	999.9	-0.1	± 1.5	$\pm 1.0\%$

3. Total Distortion

Standard Microphone Type	Measured Total Distortion (%)	Uncertainty (%)	Tolerance limit IEC60942:2003 Class 1
1/2 inch Brüel&Kjaer 4180	1.26	± 0.50	$\pm 3.0\%$

Note : 1. No adjustment.

2. The calibrator pressure correction was not included.

Electrical and Electronic Standards Laboratory

Industrial Metrology and Testing Service Centre

Date of Calibration : 15 May 2021

Date of Issue : 18 May 2021

Ref : 2011264050601894002

End of Certificate

2 / 2

The results relate only to the items tested/calibrated or value assigned.

Advertising the Report/Certificate and publicity of the results except in full are prohibited unless written permission is obtained from the governor of TISTR.

FM.BLMTC.002 Rev.4

Head Office

35 Mu 3 Tambon Khlong Ha, Amphoe Khlong Luang,
Changwat Pathumthani 12120, Thailand
Tel. (66) 0 2577 9000
Fax. (66) 0 2577 9009
E-mail : rumpai@tistr.or.th Website:www.tistr.or.th

Office/Laboratory

Soi 1C, Bangpoo Industrial Estate, Sukhumvit Road,
Amphoe Muang, Changwat Samutprakan 10280, Thailand
Tel. (66) 0 2323 1672-80 ext. 115, 116
Fax. (66) 0 2323 9165
E-mail : mtc@tistr.or.th

Office

196 Phahonyothin Road, Chatuchak, Bangkok 10900,
Thailand
Tel. (66) 0 2579 1121-30 ext. 5219, 5225, 5217
Fax. (66) 0 2579 8592
E-mail : sumalee@tistr.or.th



บริษัท เอส.พี.เอส. คอนซัลติ้ง เซอร์วิส จำกัด
S.P.S. CONSULTING SERVICE CO., LTD.
7 ซอยพหลโยธิน 24 ถนนพหลโยธิน แขวงจอมพล เขตจตุจักร กรุงเทพฯ 10900
7 Soi Phaholyothin 24, Phaholyothin Rd., Jompol, Chatuchak, Bangkok 10900
Tel : (662) 939-4370-72, Fax : (662) 513-4221, E-mail : sale@spscon.com, www.spscon.com

Noise R_141/22

Sound Level Meter Calibration Report

Acoustic Calibrator Data

Brand	ACO	Number	AC 03/56
Model	2127	Serial No.	130006
Calibration Range	94 dB, 1000 Hz	Last Calibration	15 May 2021
		Due Date	15 May 2022

Calibration Data

Sound Level Meter Data				Calibration Data		
SLM No.	Brand	Model	Serial No.	Date	Actual Reading [dB]	
					Before Adjustment	After Adjustment
ACO-R40	ACO	6236	00192052	30 March 2022	94.1	94.0
ACO-R41	ACO	6236	00192053	30 March 2022	94.0	94.0
ACO-R50	ACO	6236	00192062	30 March 2022	94.0	94.0
ACO-R51	ACO	6236	00192063	30 March 2022	94.1	94.0
ACO-R52	ACO	6236	00192064	30 March 2022	94.0	94.0
Acoustic Certified Value : Thailand Institute of Scientific and Technological Research (TISTR)					93.96 ± 0.40 dB	



บริษัท เอส.พี.เอส. คอนซัลติ้ง เซอร์วิส จำกัด
S.P.S. CONSULTING SERVICE CO., LTD.
7 ซอยพหลโยธิน 24 ถนนพหลโยธิน แขวงจอมพล เขตจตุจักร กรุงเทพฯ 10900
7 Soi Phaholyothin 24, Phaholyothin Rd., Jompol, Chatuchak, Bangkok 10900
Tel : (662) 939-4370-72, Fax : (662) 513-4221, E-mail : sale@spscon.com, www.spscon.com

Noise Dose R_134/22

Noise Dose Meter Calibration Report

Acoustic Calibrator Data

Brand	SVANTEK	Number	SV 06/62
Model	SV34	Serial No.	33139
Calibration Range	114 dB, 1000 Hz	Last Calibration	17 September 2021
		Due Date	17 September 2022

Calibration Data

Sound Level Meter Data				Calibration Data		
SLM No.	Brand	Model	Serial No.	Date	Actual Reading [dB]	
					Before Adjustment	After Adjustment
NMD-B16	SVANTEK	SV-104IS	106120	21 March 2022	113.5	113.6
NMD-B17	SVANTEK	SV-104IS	106122	21 March 2022	113.6	113.6
NMD-B18	SVANTEK	SV-104IS	106123	21 March 2022	113.6	113.6
NMD-B19	SVANTEK	SV-104IS	106124	21 March 2022	113.5	113.6
NMD-B20	SVANTEK	SV-104IS	106131	21 March 2022	113.6	113.6
Acoustic Certified Value : Thailand Institute of Scientific and Technological Research (TISTR)					113.67 ± 0.75 dB	



บริษัท เอส.พี.เอส. คอนซัลติ้ง เซอร์วิส จำกัด
S.P.S. CONSULTING SERVICE CO., LTD.
7 ซอยพหลโยธิน 24 ถนนพหลโยธิน แขวงจอมพล เขตจตุจักร กรุงเทพฯ 10900
7 Soi Phaholyothin 24, Phaholyothin Rd., Jompol. Chatuchak, Bangkok 10900
Tel : (662) 939-4370-72, Fax : (662) 513-4221, E-mail : sale@spscon.com, www.spscon.com

Noise Dose R_349/22

Noise Dose Meter Calibration Report

Acoustic Calibrator Data

Brand	SVANTEK	Number	SV 06/62
Model	SV34	Serial No.	33139
Calibration Range	114 dB, 1000 Hz	Last Calibration	17 September 2021
		Due Date	17 September 2022

Calibration Data

Sound Level Meter Data

Calibration Data

SLM No.	Brand	Model	Serial No.	Date	Actual Reading [dB]	
					Before Adjustment	After Adjustment
NMD-B01	SVANTEK	SV-104IS	80840	27 June 2022	113.5	113.6
NMD-B02	SVANTEK	SV-104IS	80842	27 June 2022	113.6	113.6
NMD-B03	SVANTEK	SV-104IS	80852	27 June 2022	113.6	113.6
NMD-B04	SVANTEK	SV-104IS	80854	27 June 2022	113.5	113.6
NMD-B05	SVANTEK	SV-104IS	80856	27 June 2022	113.6	113.6
NMD-B06	SVANTEK	SV-104IS	80816	27 June 2022	113.5	113.6
NMD-B07	SVANTEK	SV-104IS	80817	27 June 2022	113.6	113.6
NMD-B08	SVANTEK	SV-104IS	80818	27 June 2022	113.6	113.6
NMD-B09	SVANTEK	SV-104IS	80829	27 June 2022	113.5	113.6
NMD-B10	SVANTEK	SV-104IS	80830	27 June 2022	113.6	113.6
NMD-B11	SVANTEK	SV-104IS	80831	27 June 2022	113.5	113.6
NMD-B13	SVANTEK	SV-104IS	80834	27 June 2022	113.6	113.6
NMD-R02	SVANTEK	SV-104IS	60152	27 June 2022	113.5	113.6
NMD-R03	SVANTEK	SV-104IS	60153	27 June 2022	113.6	113.6
NMD-R05	SVANTEK	SV-104IS	60155	27 June 2022	113.6	113.6
NMD-R06	SVANTEK	SV-104IS	60146	27 June 2022	113.5	113.6
NMD-R13	SVANTEK	SV-104IS	63438	27 June 2022	113.6	113.6
NMD-R20	SVANTEK	SV-104IS	70035	27 June 2022	113.5	113.6
NMD-R22	SVANTEK	SV-104IS	80801	27 June 2022	113.6	113.6
NMD-R26	SVANTEK	SV-104IS	80836	27 June 2022	113.6	113.6
NMD-R27	SVANTEK	SV-104IS	80837	27 June 2022	113.5	113.6
NMD-R35	SVANTEK	SV-104IS	80873	27 June 2022	113.6	113.6
Acoustic Certified Value : Thailand Institute of Scientific and Technological Research (TISTR)					113.67 ± 0.10 dB	

Ca